

Webinar

# Gateway to knowledge: Accessing data from established European social science research programmes



**Sergeja Masten & Irena Vipavc Brvar**  
Slovenian Social Science Data Archives

9 May 2025



# Welcome and housekeeping rules

This is a **webinar-style session**. Only panelists will be on video and audio. Attendees will remain muted till Q&A session.

Please use the **Q&A panel** to ask questions. We'll address as many as possible during the Q&A segment. Avoid using the chat for questions to ensure we don't miss anything.

Use the **chat box** for general comments or technical support only.  
Be respectful and courteous at all times.

This session **is being recorded** and will be shared with registrants afterward.  
By staying in the webinar, you consent to being part of the recording.

**Technical Support:** If you encounter issues, message the host/co-host via the chat.

## **Follow-Up:**

A recording and any relevant resources will be emailed after the session and available via [infra4next.com/](https://infra4next.com/).

After the session, please fill out short **feedback form** to help us improve.

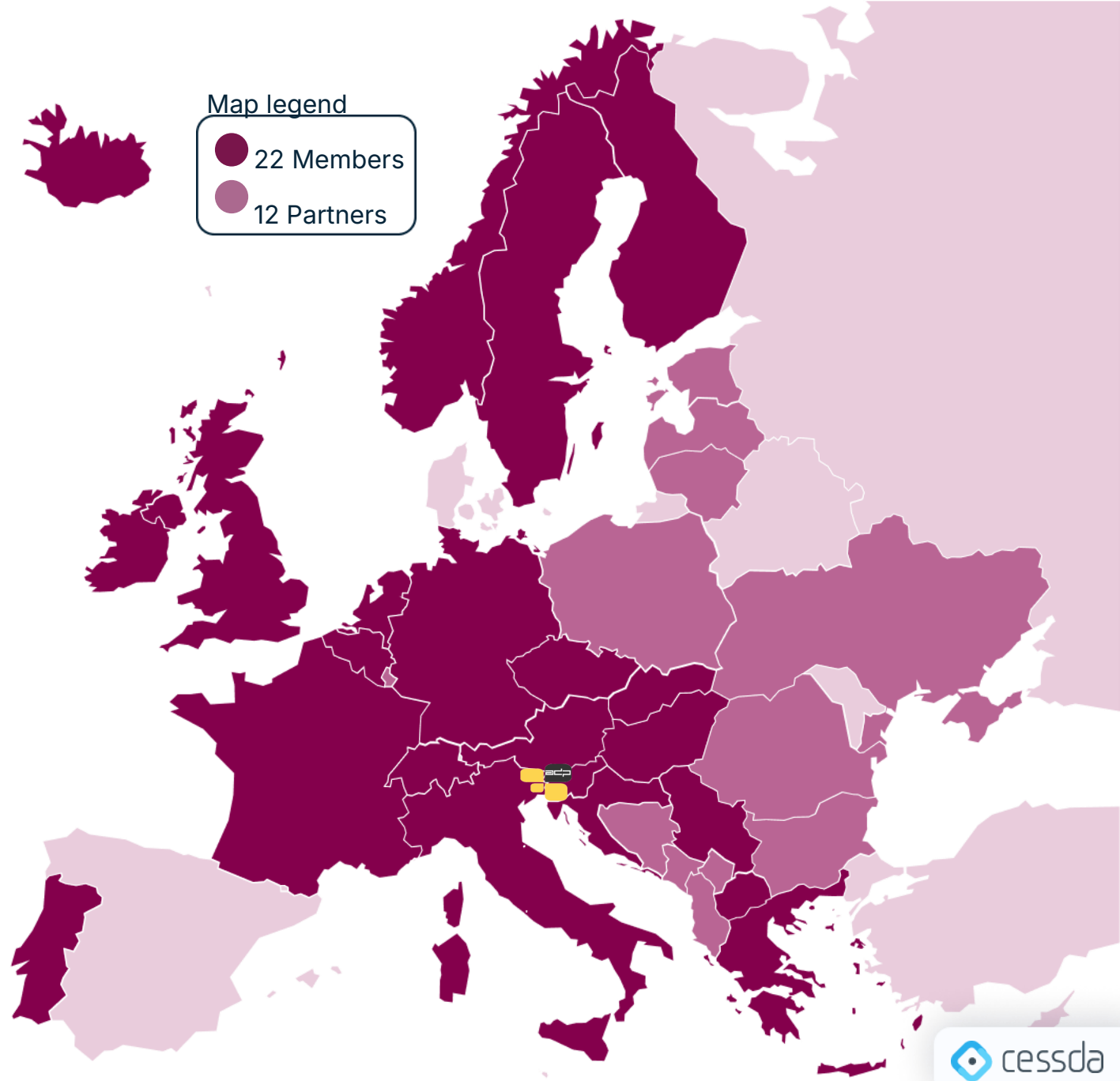
---

# CESSDA

Is the Consortium of European Social Science  
Data Archives (Service Providers)  
A true European research infrastructure.

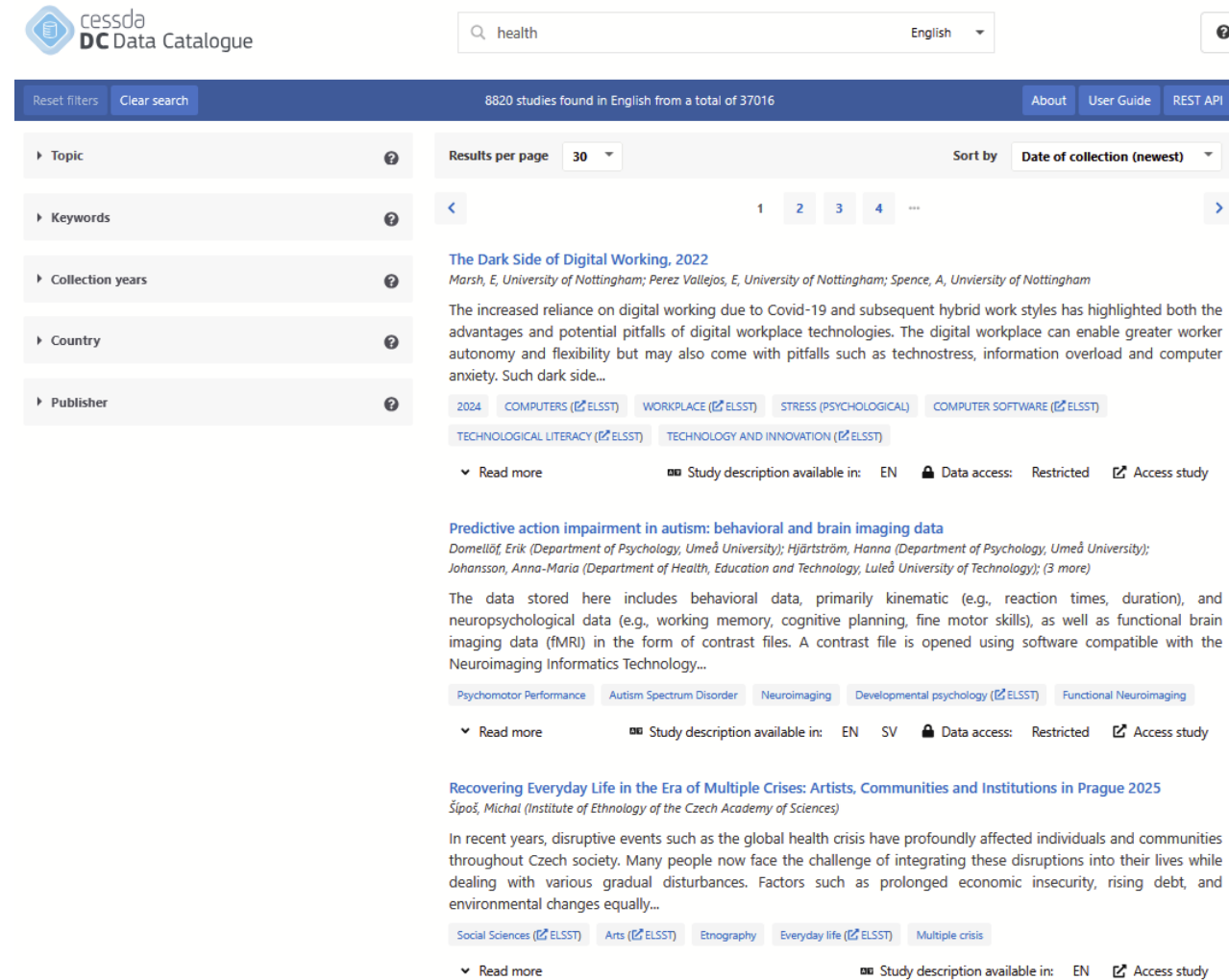
## Mission

To provide a sustainable research  
infrastructure that enables the research  
community to conduct high-quality  
research in the social sciences  
to contribute to effective solutions to the  
major challenges facing society today.



# CESSDA Data Catalogue

- Descriptions of research data created for social (and health) sciences – metadata on data
- Provided by national social science data archives functioning as service providers for CESSDA ERIC
- 37,000+ datasets described, in various languages, most frequently in English.
- Target users: researchers, research communities, students, businesses
- Access to actual data through a link to the national repository web page of the data
- REST API provided



The screenshot displays the CESSDA Data Catalogue interface. At the top, there is a search bar with the text 'health' and a language dropdown set to 'English'. Below the search bar, a blue banner indicates '8820 studies found in English from a total of 37016'. On the left, there are filter tabs for 'Topic', 'Keywords', 'Collection years', 'Country', and 'Publisher'. The main content area shows a list of search results. The first result is titled 'The Dark Side of Digital Working, 2022' by Marsh, E. (University of Nottingham) and Perez Vallejos, E. (University of Nottingham). The description mentions the increased reliance on digital working due to Covid-19 and subsequent hybrid work styles. The second result is titled 'Predictive action impairment in autism: behavioral and brain imaging data' by Domellöf, Erik (Department of Psychology, Umeå University), Hjärtström, Hanna (Department of Psychology, Umeå University), and Johansson, Anna-Maria (Department of Health, Education and Technology, Luleå University of Technology). The description mentions behavioral data, primarily kinematic (e.g., reaction times, duration), and neuropsychological data (e.g., working memory, cognitive planning, fine motor skills). The third result is titled 'Recovering Everyday Life in the Era of Multiple Crises: Artists, Communities and Institutions in Prague 2025' by Šípová, Michal (Institute of Ethnology of the Czech Academy of Sciences). The description mentions disruptive events such as the global health crisis and the challenge of integrating these disruptions into their lives while dealing with various gradual disturbances. Each result includes a 'Read more' link and a 'Study description available in' dropdown menu.

# Infra4NextGen overview

- €9.75m Horizon Europe project funded by European Commission
- Coordinated by ESS ERIC with core RIs: CESSDA ERIC, EVS, and GGP
- Aim to provide policy tailored outputs (data and data summaries)
- Support five themes of the NextGenerationEU programme
- Six affiliated entities are involved (ESS ERIC and CESSDA ERIC):



- 25 other beneficiaries:



- Consolidate, **harmonise** and summarise **existing data** and services according to the NextGenEU and youth policy topic areas
- Ensure **better visibility** of **existing RI data** and services relevant to this EU priority and provide access to them
- **Engage** key stakeholders in the development of this work whilst ensuring **youth voices** are clearly heard
- Allow **young Europeans to engage** with the themes of future generation in a data-led environment
- Better **equip researchers** and others to exploit existing and newly emerging data to help shape the future generation of society
- Ensure the **visibility of the results** from Infra4NextGen amongst the residents and citizens of Europe

# Infra4NextGen: Outputs

Based around EU youth policy and five key areas of NextGenEU recovery plan:  
*Make it **Green**; Make it **Digital**; Make it **Healthy**; Make it **Strong**; and Make it **Equal***



## Searchable Inventory

An inventory of questions previously fielded in major cross-national surveys in each of the five themes.

[Searchable Inventory](#)



## ESS Data Portal

Data on the five themes collected via the Cross-National Online Survey 3 (CRONOS-3) panel from 11 countries is now available.

[ESS Data Portal](#)



## Data Summaries

Policy relevant reports that analyse existing data will be produced for each of the five themes.

Available from June 2025



## Harmonised Data

Data from a selection of items already fielded in different surveys is being harmonised to make them comparable.

[Harmonised Data Gateway](#)



## E-NextGen

Educational tools: selected data on each of the five themes can be viewed using our interactive map and tools.

Available May 2025

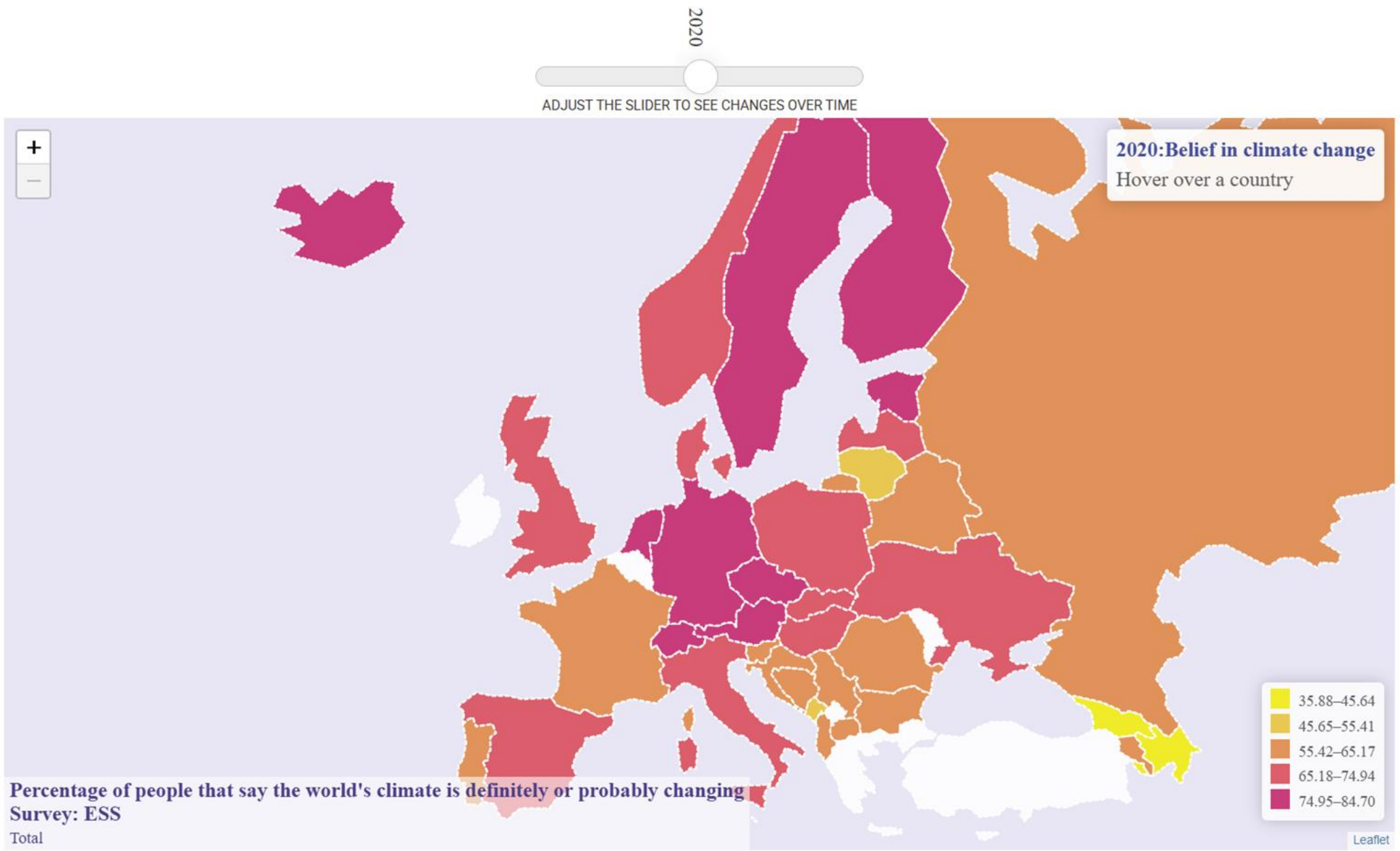


## Events

Register to attend our latest webinars, workshops and hackathons or view our recordings archive.

[Archived and forthcoming events](#)





E-NextGen

Sneak preview of the tool.



## **CROss-National Online Survey 3 (CRONOS-3) Panel**

- Part of Infra4NextGen project
- Five waves of 90 questions (18 per wave for each NextGenEU area)
- Questions developed by ESS and subject area experts
- Recruitment from R10 and R11 main stage ESS interviews
- Fielded in 11 countries (Austria, Belgium, Czechia, Finland, France, Hungary, Iceland, Poland, Portugal, Slovenia and the United Kingdom)
- First wave in September 2024
- Data will be analysed alongside existing data for a series of policy briefs

Webinar

# Gateway to knowledge: Accessing data from established European social science research programmes



**Sergeja Masten & Irena Vipavc Brvar**  
Slovenian Social Science Data Archives

9 May 2025



## Goals of this webinar

- **Understand data access** to existing social science survey data in Europe.
- Have clear guidance on the **licensing terms** and permissions required to reusing data and documentation.
- Hold **practical resources and guidelines** to facilitate data access and reuse.
- Have **confidence in using established data** and gain the necessary knowledge to effectively incorporate existing datasets into your research.
- Be able to **navigate research requirements** – learn if a research ID is required and how to comply with data access policies.

## European social science research programmes in focus

European Social Survey - ESS



CROss-National Online Survey - CRONOS

European Values Study - EVS



Gender and Generations Survey (GGS)



# INFRA<sup>4</sup>NEXTGEN Established European SS Research Programmes: ESS & CRONOS

	Purpose	Data collection method	Content	Frequency	Sample	Access
<a href="#"><u>European Social Survey (ESS)</u></a>	To measure changes in <b>values, attitudes, and behaviors of people across Europe</b> over time.	<b>Face-to-face interviews (CAPI)</b> , standardized across participating countries	Core questions (e.g., trust, politics, migration) + rotating thematic modules.	Every 2 years since 2002	Nationally representative samples (e.g., Slovenia), with several hundred to a few thousand respondents.	<a href="#"><u>ESS data are available</u></a> without restrictions, for not-for-profit purposes, pending only a very simple registration procedure.
<a href="#"><u>CROss-National Online Survey panel (CRONOS)</u></a>	To monitor social change between ESS rounds using online survey methods.	<b>Online panel surveys</b> – respondents were recruited from ESS participants	Shorter surveys focusing on timely topics (e.g., COVID-19, technology, politics)	3 Rounds since 2016, with multiple waves	The same individuals surveyed multiple times (panel) in selected countries (e.g., UK, Slovenia, Estonia...).	Available via the ESS Data Archive, stored separately from main ESS datasets. Same conditions apply.
<a href="#"><u>The EOSC Future Project</u></a>	The EOSC Future Project aims to combine environmental data with data on people's attitudes and behaviors for social, political, and scientific analysis.					

## European Social Survey (ESS) 2002-2023



The European Social Survey (ESS) has been conducted biennially since it started in 2002.

The survey measures **the attitudes, beliefs and behaviour patterns** of diverse populations in more than thirty nations. ESS includes a set of core questions asked in every round, as well as rotating modules that focus on current and thematically relevant issues (migration, gender, families, etc).

[Browse by round](#) [Browse by theme](#) [Datafile Builder \(Wizard\)](#)

ESS round 11 - 2023. Social inequalities in health, Gender in contemporary Europe



ESS round 10 - 2020. Democracy, Digital social contacts



ESS round 9 - 2018. Timing of life, Justice and fairness



ESS round 8 - 2016. Welfare attitudes, Attitudes to climate change



ESS round 7 - 2014. Immigration, Social inequalities in health



ESS round 6 - 2012. Personal wellbeing, Democracy



ESS round 5 - 2010. Family work and wellbeing, Justice



ESS round 4 - 2008. Welfare attitudes, Ageism



ESS round 3 - 2006. Timing of life, Personal wellbeing



ESS round 2 - 2004. Health and care, Economic morality, Family work and wellbeing



ESS round 1 - 2002. Immigration, Citizen involvement



# ESS participating countries by rounds (ESS11 - 31 countries)

Participating countries  
by number of rounds

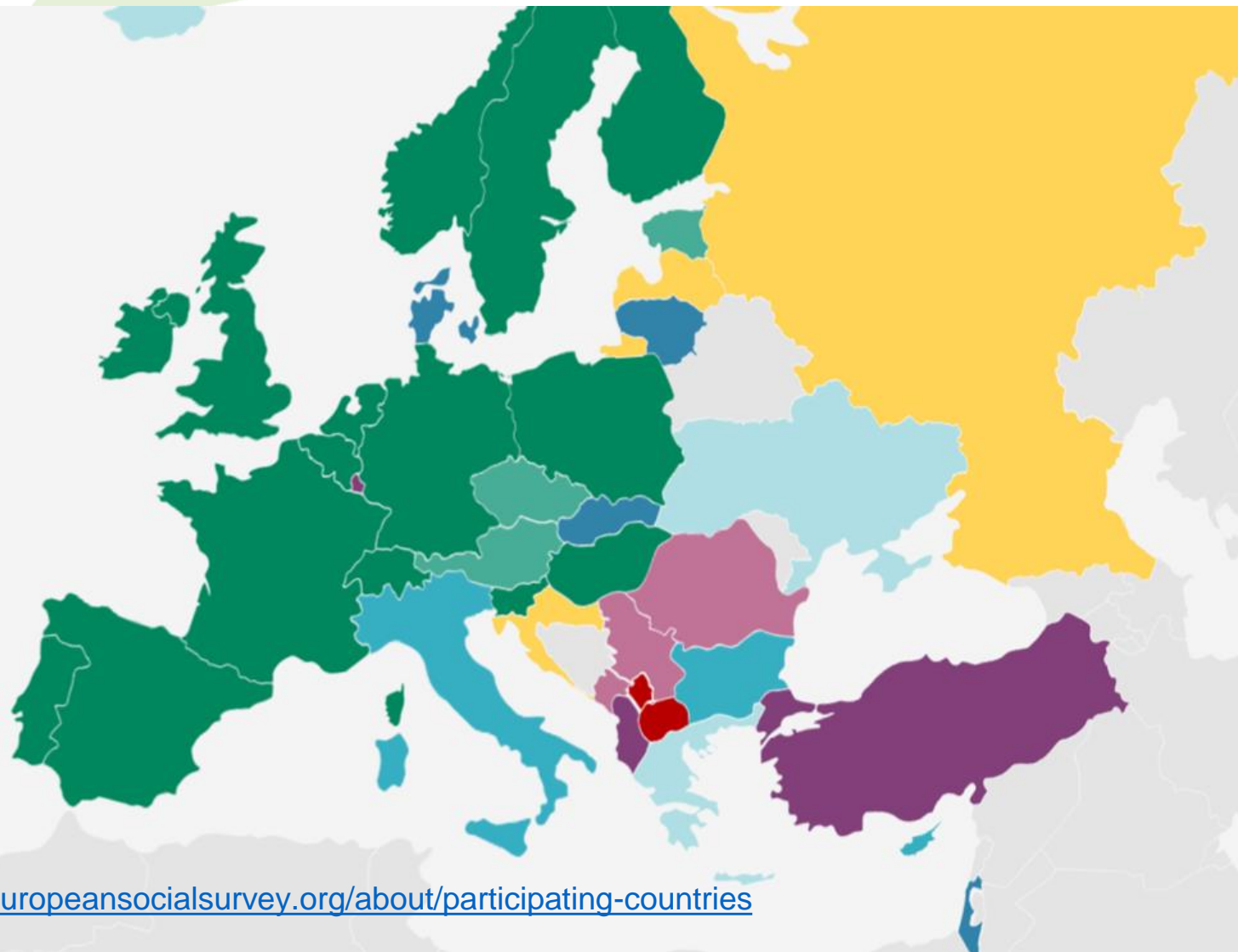


Click on a round to isolate map view.

Click on a country to access additional information on its dedicated National Page (where available).


ESS Participating Countries | PDF, 844.85 KB

<https://www.europeansocialsurvey.org/about/participating-countries>





# ESS datasets & documentation – ESS DATA PORTAL



[About](#)
[Methodology](#)
[Data](#)
[Findings](#)
[News](#)
[Resources](#)

Home > Data

## ESS Data Portal

Search, visualise, analyse, build your own datafile, and download data from the ESS, CRONOS and EOSC Future.

ESS Data Portal



## ESS Data Portal

Search, visualise, analyse, build your own datafile, and download data from the ESS, CRONOS and EOSC Future.

Search for variables, questions and data sets

### European Social Survey

The European Social Survey (ESS) is a pan-European research infrastructure providing freely accessible data for academics, policymakers, civil society and the wider public.


### CRONOS

CROss-National Online Survey - establishing the first cross-national probability-based input-harmonised web panel.

### EOSC Future

The EOSC Future Project aims to combine environmental data with data on people's attitudes and behaviors for social, political, and scientific analysis.

## Dive into the data



# ESS datasets & documentation – ESS DATA PORTAL

 ESS Data Portal

[Log](#)

### The European Social Survey (ESS)

The European Social Survey (ESS) is an academically driven cross-national survey that has been conducted across Europe since its establishment in 2001. Every two years, face-to-face interviews are conducted with new cross-sectional samples.

The survey measures the attitudes, beliefs and behaviour patterns of diverse populations in more than thirty nations.

[Browse by round](#)

[Browse by theme](#)

[Datafile Builder \(Wizard\)](#)

ESS round 11 - 2023. Social inequalities in health, Gender in contemporary Europe

ESS round 10 - 2020. Democracy, Digital social contacts

ESS round 9 - 2018. Timing of life, Justice and fairness

## The European Social Survey (ESS)

The European Social Survey (ESS) is an academically driven cross-national survey that has been conducted across Europe since its establishment in 2001. Every two years, face-to-face interviews are conducted with newly selected, cross-sectional samples.

The survey measures the attitudes, beliefs and behaviour patterns of diverse populations in more than thirty nations.

[Browse by round](#)

[Browse by theme](#)

[Datafile Builder \(Wizard\)](#)

Theme	1	2	3	4	5	6	7	8	9	10	11
<a href="#">Media use and trust</a>	.	.	.	.	.	.	.	.	.	.	.
<a href="#">Politics</a>	.	.	.	.	.	.	.	.	.	.	.
<a href="#">Well-being, exclusion, religion, discrimination, identity</a>	.	.	.	.	.	.	.	.	.	.	.
<a href="#">Personal and household characteristics</a>	.	.	.	.	.	.	.	.	.	.	.
<a href="#">Socio-demographics</a>	.	.	.	.	.	.	.	.	.	.	.
<a href="#">Human values</a>	.	.	.	.	.	.	.	.	.	.	.
<a href="#">Family, work and wellbeing</a>	.	.	.	.	.	.	.	.	.	.	.
<a href="#">Personal and social wellbeing</a>	.	.	.	.	.	.	.	.	.	.	.
<a href="#">Immigration</a>	.	.	.	.	.	.	.	.	.	.	.
<a href="#">Citizen involvement</a>	.	.	.	.	.	.	.	.	.	.	.
<a href="#">Health and care</a>	.	.	.	.	.	.	.	.	.	.	.
<a href="#">Economic morality</a>	.	.	.	.	.	.	.	.	.	.	.
<a href="#">Timing of life</a>	.	.	.	.	.	.	.	.	.	.	.
<a href="#">Welfare attitudes</a>	.	.	.	.	.	.	.	.	.	.	.
<a href="#">Ageism</a>	.	.	.	.	.	.	.	.	.	.	.
<a href="#">Justice</a>	.	.	.	.	.	.	.	.	.	.	.
<a href="#">Democracy</a>	.	.	.	.	.	.	.	.	.	.	.
<a href="#">Social inequalities in health</a>	.	.	.	.	.	.	.	.	.	.	.
<a href="#">Climate change</a>	.	.	.	.	.	.	.	.	.	.	.

# ESS datasets & documentation – ESS DATA PORTAL

## The European Social Survey (ESS)

The European Social Survey (ESS) is an academically driven cross-national survey that has been conducted across Europe since its establishment in 2001. Every two years, face-to-face interviews are conducted with newly selected cross-sectional samples.

The survey measures the attitudes, beliefs and behaviour patterns of diverse populations in more than thirty nations.

[Browse by round](#)

[Browse by theme](#)

[Datafile Builder \(Wizard\)](#)

You can customise and build your own datafile by selecting year/round and the countries you want to include.

[Datafile Builder](#)



## Datafile Builder (Wizard)

Create your own datafile. Select rounds and countries, plus the variables you want to download.

Select Country/year	Select Variables											Download	
	1	2	3	4	5	6	7	8	9	10	10SC	11	All
All	<input type="checkbox"/>	<input type="checkbox"/>	<input type="checkbox"/>	<input type="checkbox"/>	<input type="checkbox"/>	<input type="checkbox"/>	<input type="checkbox"/>	<input type="checkbox"/>	<input type="checkbox"/>	<input type="checkbox"/>	<input type="checkbox"/>	<input type="checkbox"/>	<input type="checkbox"/>
Albania						<input type="checkbox"/>							<input type="checkbox"/>
Austria	<input type="checkbox"/>	<input type="checkbox"/>	<input type="checkbox"/>				<input type="checkbox"/>	<input type="checkbox"/>	<input type="checkbox"/>		<input type="checkbox"/>	<input type="checkbox"/>	<input type="checkbox"/>
Belgium	<input type="checkbox"/>	<input type="checkbox"/>	<input type="checkbox"/>	<input type="checkbox"/>	<input type="checkbox"/>	<input type="checkbox"/>	<input type="checkbox"/>	<input type="checkbox"/>	<input type="checkbox"/>	<input type="checkbox"/>		<input type="checkbox"/>	<input type="checkbox"/>
Bulgaria			<input type="checkbox"/>	<input type="checkbox"/>	<input type="checkbox"/>	<input type="checkbox"/>			<input type="checkbox"/>	<input type="checkbox"/>			<input type="checkbox"/>
Croatia				<input type="checkbox"/>	<input type="checkbox"/>				<input type="checkbox"/>	<input type="checkbox"/>		<input type="checkbox"/>	<input type="checkbox"/>
Cyprus			<input type="checkbox"/>	<input type="checkbox"/>	<input type="checkbox"/>	<input type="checkbox"/>			<input type="checkbox"/>		<input type="checkbox"/>	<input type="checkbox"/>	<input type="checkbox"/>
Czechia	<input type="checkbox"/>	<input type="checkbox"/>		<input type="checkbox"/>	<input type="checkbox"/>	<input type="checkbox"/>	<input type="checkbox"/>	<input type="checkbox"/>	<input type="checkbox"/>	<input type="checkbox"/>			<input type="checkbox"/>
Denmark	<input type="checkbox"/>	<input type="checkbox"/>	<input type="checkbox"/>	<input type="checkbox"/>	<input type="checkbox"/>	<input type="checkbox"/>	<input type="checkbox"/>		<input type="checkbox"/>				<input type="checkbox"/>
Estonia		<input type="checkbox"/>	<input type="checkbox"/>	<input type="checkbox"/>	<input type="checkbox"/>	<input type="checkbox"/>	<input type="checkbox"/>	<input type="checkbox"/>	<input type="checkbox"/>	<input type="checkbox"/>			<input type="checkbox"/>
Finland	<input type="checkbox"/>	<input type="checkbox"/>	<input type="checkbox"/>	<input type="checkbox"/>	<input type="checkbox"/>	<input type="checkbox"/>	<input type="checkbox"/>	<input type="checkbox"/>	<input type="checkbox"/>	<input type="checkbox"/>		<input type="checkbox"/>	<input type="checkbox"/>
France	<input type="checkbox"/>	<input type="checkbox"/>	<input type="checkbox"/>	<input type="checkbox"/>	<input type="checkbox"/>	<input type="checkbox"/>	<input type="checkbox"/>	<input type="checkbox"/>	<input type="checkbox"/>	<input type="checkbox"/>		<input type="checkbox"/>	<input type="checkbox"/>
Germany	<input type="checkbox"/>	<input type="checkbox"/>	<input type="checkbox"/>	<input type="checkbox"/>	<input type="checkbox"/>	<input type="checkbox"/>	<input type="checkbox"/>	<input type="checkbox"/>	<input type="checkbox"/>		<input type="checkbox"/>	<input type="checkbox"/>	<input type="checkbox"/>
Greece	<input type="checkbox"/>	<input type="checkbox"/>		<input type="checkbox"/>	<input type="checkbox"/>					<input type="checkbox"/>		<input type="checkbox"/>	<input type="checkbox"/>
Hungary	<input type="checkbox"/>	<input type="checkbox"/>	<input type="checkbox"/>	<input type="checkbox"/>	<input type="checkbox"/>	<input type="checkbox"/>	<input type="checkbox"/>	<input type="checkbox"/>	<input type="checkbox"/>	<input type="checkbox"/>		<input type="checkbox"/>	<input type="checkbox"/>
Iceland		<input type="checkbox"/>				<input type="checkbox"/>		<input type="checkbox"/>	<input type="checkbox"/>	<input type="checkbox"/>		<input type="checkbox"/>	<input type="checkbox"/>

# ESS Datafile Builder

## Datafile Builder (Wizard)

Create your own datafile. Select rounds and countries, plus the variables you want to download.

Select Country/year

Select Variables

Download

	1	2	3	4	5	6	7	8	9	10	10SC	11	All
All	<input type="checkbox"/>	<input type="checkbox"/>	<input type="checkbox"/>	<input type="checkbox"/>	<input type="checkbox"/>	<input type="checkbox"/>	<input type="checkbox"/>	<input type="checkbox"/>	<input type="checkbox"/>	<input type="checkbox"/>	<input type="checkbox"/>	<input type="checkbox"/>	<input type="checkbox"/>
Albania						<input type="checkbox"/>							<input type="checkbox"/>
Austria	<input type="checkbox"/>	<input type="checkbox"/>	<input type="checkbox"/>				<input type="checkbox"/>	<input type="checkbox"/>	<input type="checkbox"/>		<input type="checkbox"/>	<input type="checkbox"/>	<input type="checkbox"/>
Belgium	<input type="checkbox"/>	<input type="checkbox"/>	<input type="checkbox"/>	<input type="checkbox"/>	<input type="checkbox"/>	<input type="checkbox"/>	<input type="checkbox"/>	<input type="checkbox"/>	<input type="checkbox"/>	<input type="checkbox"/>		<input type="checkbox"/>	<input type="checkbox"/>
Bulgaria			<input type="checkbox"/>	<input type="checkbox"/>	<input type="checkbox"/>	<input type="checkbox"/>			<input type="checkbox"/>	<input type="checkbox"/>			<input type="checkbox"/>
Croatia				<input type="checkbox"/>	<input type="checkbox"/>				<input type="checkbox"/>	<input type="checkbox"/>		<input type="checkbox"/>	<input type="checkbox"/>
Cyprus			<input type="checkbox"/>	<input type="checkbox"/>	<input type="checkbox"/>	<input type="checkbox"/>			<input type="checkbox"/>		<input type="checkbox"/>	<input type="checkbox"/>	<input type="checkbox"/>
Czechia	<input type="checkbox"/>	<input type="checkbox"/>		<input type="checkbox"/>	<input type="checkbox"/>	<input type="checkbox"/>	<input type="checkbox"/>	<input type="checkbox"/>	<input type="checkbox"/>	<input type="checkbox"/>			<input type="checkbox"/>
Denmark	<input type="checkbox"/>	<input type="checkbox"/>	<input type="checkbox"/>	<input type="checkbox"/>	<input type="checkbox"/>	<input type="checkbox"/>	<input type="checkbox"/>		<input type="checkbox"/>				<input type="checkbox"/>
Estonia		<input type="checkbox"/>	<input type="checkbox"/>	<input type="checkbox"/>	<input type="checkbox"/>	<input type="checkbox"/>	<input type="checkbox"/>	<input type="checkbox"/>	<input type="checkbox"/>	<input type="checkbox"/>			<input type="checkbox"/>
Finland	<input type="checkbox"/>	<input type="checkbox"/>	<input type="checkbox"/>	<input type="checkbox"/>	<input type="checkbox"/>	<input type="checkbox"/>	<input type="checkbox"/>	<input type="checkbox"/>	<input type="checkbox"/>	<input type="checkbox"/>		<input type="checkbox"/>	<input type="checkbox"/>
France	<input type="checkbox"/>	<input type="checkbox"/>	<input type="checkbox"/>	<input type="checkbox"/>	<input type="checkbox"/>	<input type="checkbox"/>	<input type="checkbox"/>	<input type="checkbox"/>	<input type="checkbox"/>	<input type="checkbox"/>		<input type="checkbox"/>	<input type="checkbox"/>
Germany	<input type="checkbox"/>	<input type="checkbox"/>	<input type="checkbox"/>	<input type="checkbox"/>	<input type="checkbox"/>	<input type="checkbox"/>	<input type="checkbox"/>	<input type="checkbox"/>	<input type="checkbox"/>		<input type="checkbox"/>	<input type="checkbox"/>	<input type="checkbox"/>
Greece	<input type="checkbox"/>	<input type="checkbox"/>		<input type="checkbox"/>	<input type="checkbox"/>					<input type="checkbox"/>		<input type="checkbox"/>	<input type="checkbox"/>
Hungary	<input type="checkbox"/>	<input type="checkbox"/>	<input type="checkbox"/>	<input type="checkbox"/>	<input type="checkbox"/>	<input type="checkbox"/>	<input type="checkbox"/>	<input type="checkbox"/>	<input type="checkbox"/>	<input type="checkbox"/>		<input type="checkbox"/>	<input type="checkbox"/>
Iceland		<input type="checkbox"/>				<input type="checkbox"/>		<input type="checkbox"/>	<input type="checkbox"/>	<input type="checkbox"/>		<input type="checkbox"/>	<input type="checkbox"/>

## Datafile Builder (Wizard)

Create your own datafile. Select rounds and countries, plus the variables you want to download.

Select Country/year

Select Variables

Download

✓ Your dataset is ready for download.

ESS1: Austria

ESS7: Austria

Variables: netuse, netusoft ... (13 total)

Download  
(Requires login)

Download upon registration!

# ESS datasets & documentation – ESS DATA PORTAL

## Let's go back to browse by round ...

### The European Social Survey (ESS)

The European Social Survey (ESS) is an academically driven cross-national survey that has been conducted across Europe since its establishment in 2001. Every two years, face-to-face interviews are conducted with newly selected, cross-sectional samples.

The survey measures the attitudes, beliefs and behaviour patterns of diverse populations in more than thirty nations.

Browse by round   Browse by theme   Datafile Builder (Wizard)

ESS round 11 - 2023. Social inequalities in health, Gender in contemporary Europe

ESS round 10 - 2020. Democracy, Digital social contacts

### The European Social Survey (ESS)

The European Social Survey (ESS) is an academically driven cross-national survey that has been conducted across Europe since its establishment in 2001. Every two years, face-to-face interviews are conducted with newly selected, cross-sectional samples.

The survey measures the attitudes, beliefs and behaviour patterns of diverse populations in more than thirty nations.

Browse by round   Browse by theme   Datafile Builder (Wizard)

ESS round 11 - 2023. Social inequalities in health, Gender in contemporary Europe

**ESS11 - Study Documentation**

**ESS11 - integrated file, edition 2.0**

ESS11 - data from Interviewer's questionnaire, edition 2.0

ESS11 - data from Contact forms, edition 2.0

Data and documentation available for Round 11

<https://ess.sikt.no/en/series/321b06ad-1b98-4b7d-93ad-ca8a24e8788a>

## ESS round 11 - 2023. Social inequalities in health, Gender in contemporary Europe

[The European Social Survey \(ESS\) →](#)

### Citation

Summary

Data access

Universe, scope and method

Documents

Country documentation

### Datafiles

#### ESS11 - integrated file, edition 2.0

ESS11 - data from Interviewer's questionnaire, edition 2.0

ESS11 - data from Contact forms, edition 2.0

### Documents

#### Key documents

[ESS11 Source Questionnaires](#)

[Weighting ESS data \(User guide\)](#)

[ESS11 Data Protocol ed. 1.5](#)

#### Survey Documentation

[ESS11 Country Documentation Report ed. 2.0](#)

[ESS11 Appendix A1 Education ed. 2.0](#)

[ESS11 Appendix A2 Income ed. 2.0](#)

[ESS11 Appendix A3 Political Parties ed. 2.0](#)

[ESS11 Appendix A4 Legal Marital and Relationship Status ed. 2.0](#)

[ESS11 Appendix A5 Population Statistics ed. 2.0](#)

[ESS11 Appendix A6 Classification and Coding Standards ed. 1.0](#)

[ESS11 Appendix A7 Codebook ed. 2.0](#)

[ESS11 Appendix A8 Ancestry ed. 2.0](#)

[ESS11 Appendix A9 Alcohol Consumption ed. 2.0](#)

[ESS11 Headline Indicators ed. 2.0](#)

#### Fieldwork Documents

[ESS11 Source Showcards](#)

[ESS11 Source Contact Forms](#)

[ESS11 Source Project Instructions](#)

[ESS11 Source Letters to Respondents](#)

Country documentation

# INFRA4NEXTGEN ESS 11 - Datafiles

## ESS round 11 - 2023. Social inequalities in health, Gender in contemporary Europe

The European Social Survey (ESS) →

[Citation](#)

Summary

Data access

Universe, scope and method

Documents

Country documentation

### Datafiles

**ESS11 - integrated file, edition 2.0**

ESS11 - data from Interviewer's questionnaire, edition 2.0

ESS11 - data from Contact forms, edition 2.0

## ESS11 - integrated file, edition 2.0

Download  
(Requires login)

[Citation](#)

[Documentation](#)

[Variable Viewer](#)

[Analysis](#)

DOI and version information

Geographical scope

[Study Documentation](#)

[Conditions of Use](#)

### Variables

Identifier and weight variables

Media and social trust

Politics

Subjective well-being, social exclusion, religion, national and ethnic identity

Health and Inequality

Gender in contemporary Europe



# INFRA4NEXTGEN ESS 11 - Questions/Variables

Let's see Media and Trust theme

## ESS11 - integrated file, edition 2.0

The European Social Survey (ESS) →

Documentation Variable Viewer Analysis

DOI and version information

Geographical scope

Study Documentation

Conditions of Use

### Variables

Identifier and weight variables

Media and social trust

Politics

Subjective well-being, social exclusion, religion, national and ethnic identity

Health and Inequality

Gender in contemporary Europe

Download  
(Requires login)

Citation

### Variables

Identifier and weight variables

Media and social trust

nwspol - News about politics and current affairs, watching, reading or listening, in minutes ⓘ Details ▾

netusoft - Internet use, how often ⓘ Details ▾

netustm - Internet use, how much time on typical day, in minutes ⓘ Details ▾

ppltrst - Most people can be trusted or you can't be too careful ⓘ Details ▾

pplfair - Most people try to take advantage of you, or try to be fair ⓘ Details ▾

pplhlp - Most of the time people helpful or mostly looking out for themselves ⓘ Details ▾

# INFRA4NEXTGEN ESS 11 - Questions/Variables

24

Let's see Media and Trust theme - Variable 'Internet use, how often' in Variable viewer (click on small arrow)

ESS11 - integrated file, edition 2.0

The European Social Survey (ESS) →

Download (Requires login)

Citation

Documentation Variable Viewer Analysis

DOI and version information

Geographical scope

Study Documentation Conditions of Use

Variables

Identifier and weight variables

Media and social trust

Politics

Subjective well-being, social exclusion, religion, national and ethnic identity

Health and Inequality

Gender in contemporary Europe

Variables

Identifier and weight variables

Media and social trust

nwspol - News about politics and current affairs, watching, reading or listening, in minutes

netusoft - Internet use, how often

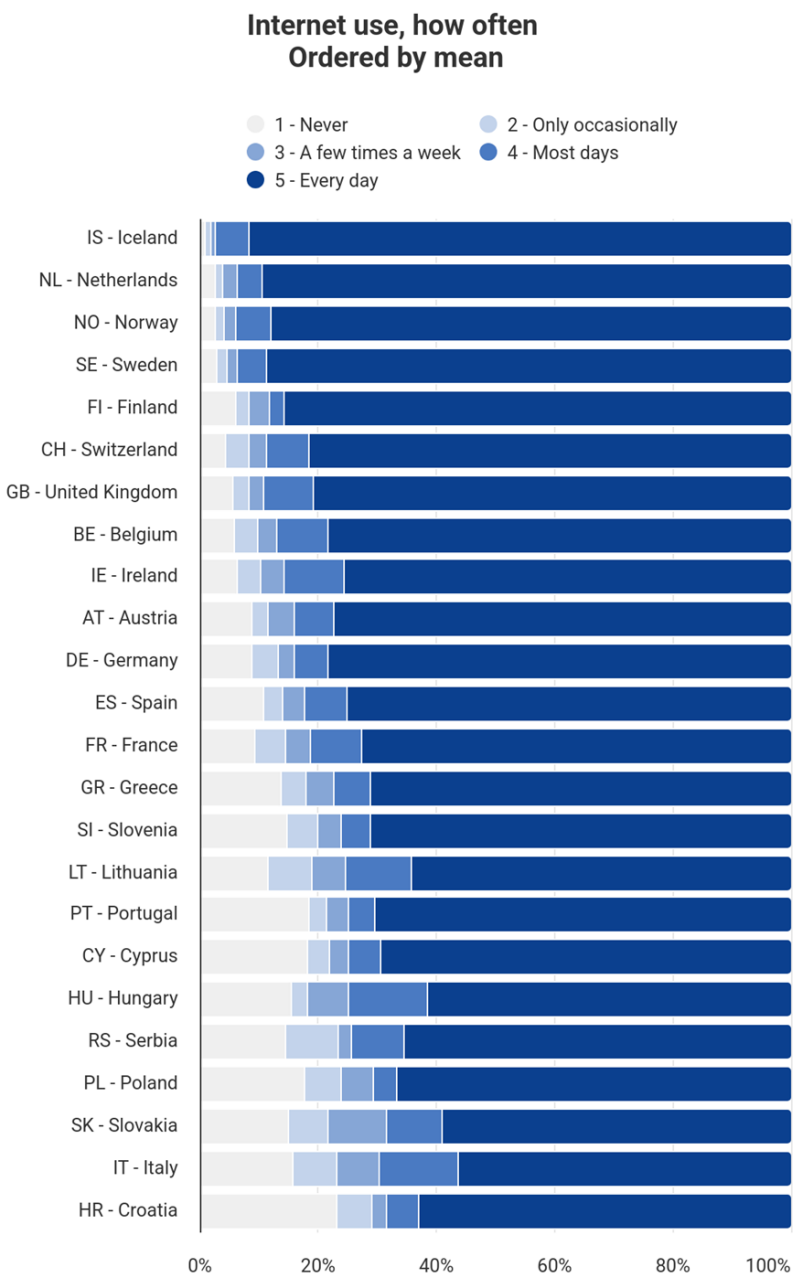
netustm - Internet use, how much time on typical day, in minutes

ppltrst - Most people can be trusted or you can't be too careful

pplfair - Most people try to take advantage of you, or try to be fair

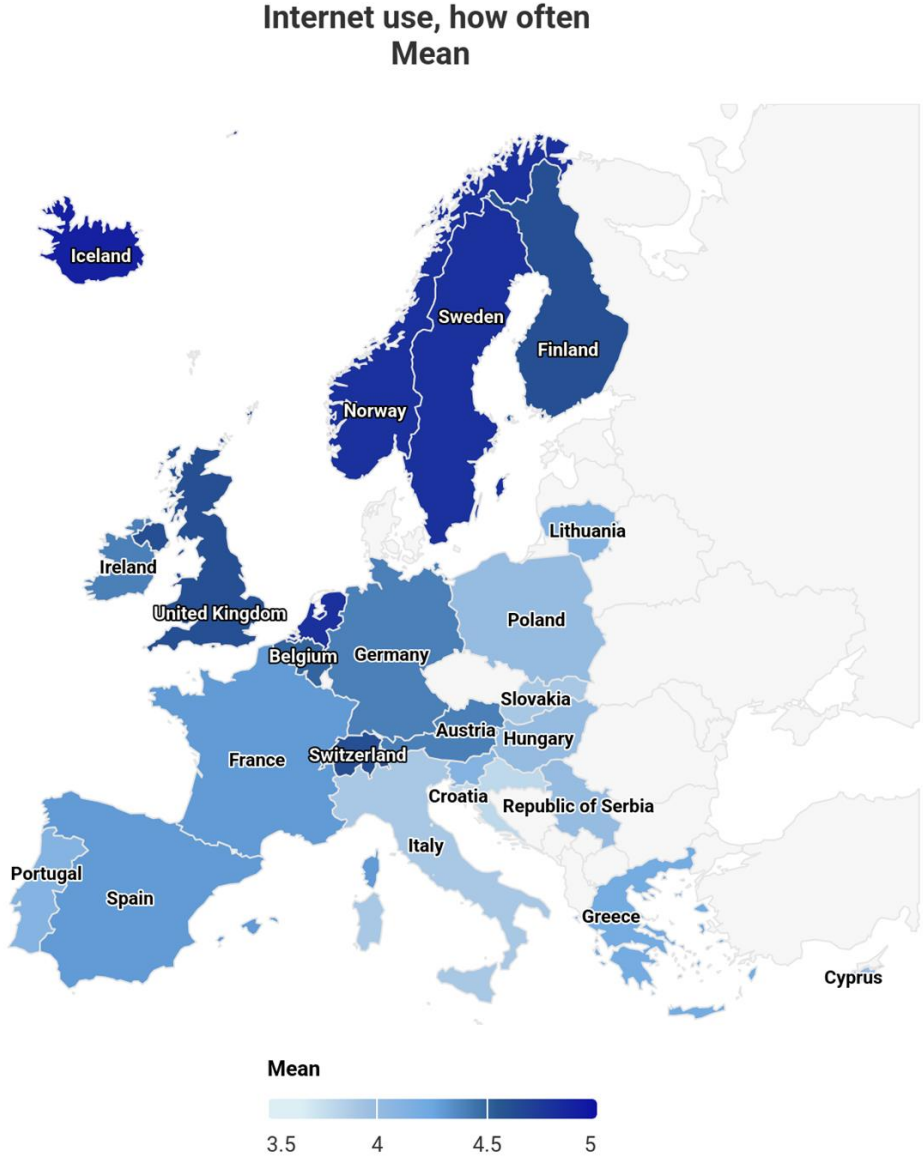
pplhlp - Most of the time people helpful or mostly looking out for themselves

All variables in this theme



# stions/Variable:

We get  
interactive  
graphs and  
a world map  
for  
comparison.



ESS round 11 - 2023. Social inequalities in health, Gender in contemporary Europe | N = 40124

# REGISTRATION/LOGIN to GET ESS DATA IS REQUIRED

**Download**  
(Requires login)



Citation

## Log in

to continue to ess-data-portal...


Log in with Feide →

Log in with Google →

Log in with username/password

---

Don't have an account on any of these providers? [Create one here.](#)

[Privacy policy](#) 

# ESS Data & Documentation ACCESS & LICENCES

<https://www.europeansocialsurvey.org/contact/disclaimer>

- [European Social Survey data](#) is licensed under [CC BY-NC-SA 4.0](#)
- [European Social Survey documentation](#) is licensed under [CC BY-SA 4.0](#)

## Conditions of use

European Social Survey data is licensed under [CC BY-NC-SA 4.0](#)

European Social Survey documentation is licensed under [CC BY-SA 4.0](#)

## Restrictions

The data are available without restrictions, for not-for-profit purposes.

## Confidentiality

In accordance with data protection regulations in participating countries, only anonymous data are available to users. Before depositing data to Sikt, each national team is responsible for checking their data with confidentiality in mind and to undertake the necessary measures to ensure anonymity of the data files and to foresee that anonymity is also maintained after merging of data files.

Citation requirements	+
Citation of data	+
Citation of documentation	+
Citation requirements for Multilevel data	+

# ESS Data & Documentation CITATION

## Citation requirements

The Core Scientific Team of the ESS requests that references to ESS data and the Data Documentation Reports should use the form of words listed below.

To ensure that such source attributions are captured for social science bibliographic utilities, citations must appear in the footnotes or in the reference section of publications.

## Citation of data

- ESS Round 11: European Social Survey European Research Infrastructure (ESS ERIC) (2024) ESS11 - integrated file, edition 2.0 [Data set]. Sikt - Norwegian Agency for Shared Services in Education and Research. [https://doi.org/10.21338/ess11e02\\_0](https://doi.org/10.21338/ess11e02_0).

## Citation of documentation

European Social Survey European Research Infrastructure (ESS ERIC) (2024) ESS round 11 - 2023. Social inequalities in health, Gender in contemporary Europe. Sikt - Norwegian Agency for Shared Services in Education and Research.

[doi.org/10.21338/ess11-2023](https://doi.org/10.21338/ess11-2023)

ESS Round 10: European Social Survey (2023): ESS-10 2020 Documentation Report. Edition 3.0. Bergen, European Social Survey Data Archive, Sikt - Norwegian Agency for Shared Services in Education and Research, Norway for ESS ERIC. [doi:10.21338/NSD-ESS10-2020](https://doi.org/10.21338/NSD-ESS10-2020).

<https://www.europeansocialsurvey.org/contact/disclaimer>

# More resources about ESS



## Toplevel Series

Exploring public attitudes, informing public policy

[Explore Toplevel Series >](#)



## Europeans' Wellbeing

Measuring and Reporting on Europeans' Wellbeing: Findings from the European Social Survey.

[Explore Europeans' Wellbeing >](#)



## ESS Impact

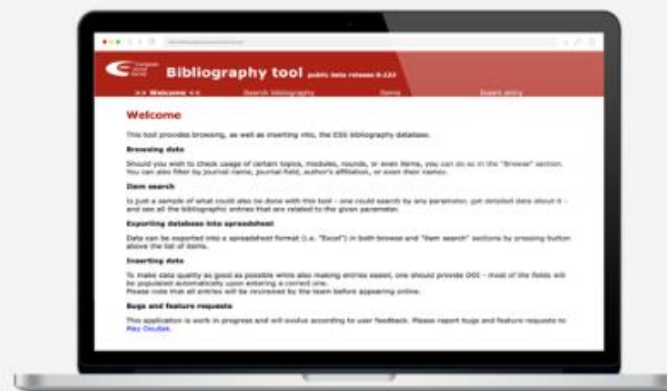
SUSTAIN-2: Impact study of the European Social Survey.

[Explore ESS Impact >](#)

## ESS Bibliography

The ESS Bibliography database contains documentation about publications published using ESS data.

[Explore ESS Bibliography >](#)



[https://www.europeansocialsurvey.org/finding\\_s](https://www.europeansocialsurvey.org/finding_s)



# CROss-National Online Survey (CRONOS) - part of ESS

The European Social Survey ERIC has been developing its web-interviewing infrastructure since 2017 when **the world's first cross-national probability-based input-harmonised web panel** was launched (CRONOS1).

This web pilot study aimed to assess the effectiveness of panel recruitment off the back of an existing crossnational face-to-face survey (European Social Survey Round 8)

CRONOS 1 served as a 'proof of concept' to prove the feasibility of a web panel.

## CROss-National Online Survey (CRONOS)

The European Social Survey ERIC has been developing its web-interviewing infrastructure since 2017 when the world's first cross-national probability-based input-harmonised web panel was launched (CRONOS1). This web pilot study aimed to assess the effectiveness of panel recruitment off the back of an existing crossnational face-to-face survey (European Social Survey Round 8) in terms of costs, samp... [Read More >>](#)

### CRONOS3

CRONOS3 collects data in 2025 across 5 waves in 11 countries, focusing on NextGenEU themes: Green, Digital, Healthy, Strong, and Equal.

### CRONOS2

CRONOS2 was fielded in 12 countries - Austria, Belgium, Czechia, Finland, France, Hungary, Iceland, Italy, Portugal, Slovenia, Sweden, and the United Kingdom - from November 2021 until March 2023.

### CRONOS1

Building on previous experience of mixed-mode research, the ESS developed a CROss-National Online Survey (CRONOS1) panel in 2016, fielded in Estonia, the UK, and Slovenia.

<https://ess.sikt.no/en/series/655615e6-8e4f-4e84-a9c9-27d24b93f866>

# CROss-National Online Survey (CRONOS)

**Questions - different as in ESS** but some topics overlaps (political trust, media use, attitudes towards EU etc.)

CRONOS = designed for quick data collection on methodologically sound sample.

Let's start with some questions about life in general, leisure time activities and work.

Please indicate, for each of the following, how important it is in your life.

First, how important is work in your life?

- ☐ Very important
- ☐ Quite important
- ☐ Not important
- ☐ Not at all important
- ☐ Don't know
- ☐ Prefer not to answer

---

**8 Filter EXP1 = 0**

c\_0001 EXP1 User-defined variable - EXP1 (From page : System) equal 0

---

**8.1 Q 2a**

How important is family in your life?

- ☐ Very important
- ☐ Quite important
- ☐ Not important
- ☐ Not at all important
- ☐ Don't know

# CROss-National Online Survey (CRONOS)

All  
documentation  
is available  
without registrations.

<https://ess.sikt.no/en/series/a46bca-c5-b030-444b-9280-441ec97e1bce?tab=overview>



## CRONOS3

CRONOS3 is the first attempt to establish a large-scale, cross-national, probability-based, mixed-mode input-harmonised approach. Panel recruitment, setup, maintenance, and data processing are guided by methodological principles in all participating countries.

The panel builds on the success of the pioneering CRONOS and CRONOS2 panels and is fielded in 10 countries. [Read More >>](#)

Overview

Browse by theme

CRONOS3 Wave 2

**CRONOS3 W2 - Study Documentation**

**CRONOS3 Wave 2 edition 1.1**

CRONOS3 Wave 1

# CROss-National Online Survey (CRONOS)

You can browse by  
topics.



ESS Data Portal

Search for variables, questions and data sets



Log in

Menu

## CRONOS3

CRONOS3 is the first attempt to establish a large-scale, cross-national, probability-based, mixed-mode panel following an input-harmonised approach. Panel recruitment, setup, maintenance, and data processing are guided by the same methodological principles in all participating countries.

The panel builds on the success of the pioneering CRONOS and CRONOS2 panels and is fielded in 11 countries: Au...  
Read More >>

Overview

Browse by theme

Theme	1	2
<u>Make it Equal</u>	.	.
<u>Make it Green</u>	.	.
<u>Make it Strong</u>	.	.
<u>Make it Digital</u>	.	.
<u>Make it Healthy</u>	.	.

<https://ess.sikt.no/en/series/a46bcac5-b030-444b-9280-441ec97e1bce?tab=themes>

# CROss-National Online Survey (CRONOS)

Theme ‘Make it Equal’  
from CRONOS3

<https://ess.sikt.no/en/theme/a46bcac5-b030-444b-9280-441ec97e1bce/218bcfdb-2c1b-4b2b-b96a-932ed286fb96>

Make it Equal

Make it Green

Make it Strong

Make it Digital

Make it Healthy

Download theme variables

### Make it Equal

The "Make It Equal" theme is dedicated to promoting social equity and addressing various forms of inequality and discrimination across Europe. The pillar focuses on understanding public attitudes toward socioeconomic inequalities, systemic discrimination, beliefs about social mobility, and the importance of equality as a social value. A comprehensive evidence base is needed to understand how best to address inequalities and build an inclusive society. Within the Infra4NextGen project, the Make it Equal pillar explores beliefs about the causes and responsibility for these inequalities, such as whether they are seen as a result of systemic injustice or individual failings. Additionally, the survey will gauge public opinion on policy preferences for addressing these inequalities, including support for government intervention in wealth redistribution and the role of government in ensuring equal access to opportunities. By capturing these insights, the "Make It Equal" theme aims to inform and shape policies that effectively address the root causes of social inequality and promote a more just and equitable society.

Filter variables

Variables (37)

	Wave 1	Wave 2
How widespread would you say poverty is in country	→	→
Differences in income in country are too large	→	→
Tension between poor and rich people in country	→	→
Tension between young and older people in country	→	→
Tension between people from different race or ethnic groups in country	→	→
Tension between men and women in general in country	→	→
Differences in wealth between rich and poor in country	→	→
Feelings towards differences in wealth between rich and poor in country	→	→

arrows lead directly to  
Variable Viewer

# CROss-National Online Survey (CRONOS)

w1eq1 - How widespread  
would you say poverty is in  
country

How widespread would you  
say poverty is in  
[COUNTRY]?

[https://ess.sikt.no/en/datafile/8e311a9b-6539-4e40-8c7f-aeb0e7b82ab1/60?tab=1&elems=854e5f95-9649-41ad-84ea-3b0b2a78fac6\\_2](https://ess.sikt.no/en/datafile/8e311a9b-6539-4e40-8c7f-aeb0e7b82ab1/60?tab=1&elems=854e5f95-9649-41ad-84ea-3b0b2a78fac6_2)

## CRONOS3 Wave 1 edition 1.1

Download  
(Requires login)

Citation

CRONOS3 →

Documentation

Variable Viewer

Analysis

Theme (Filter)

All themes

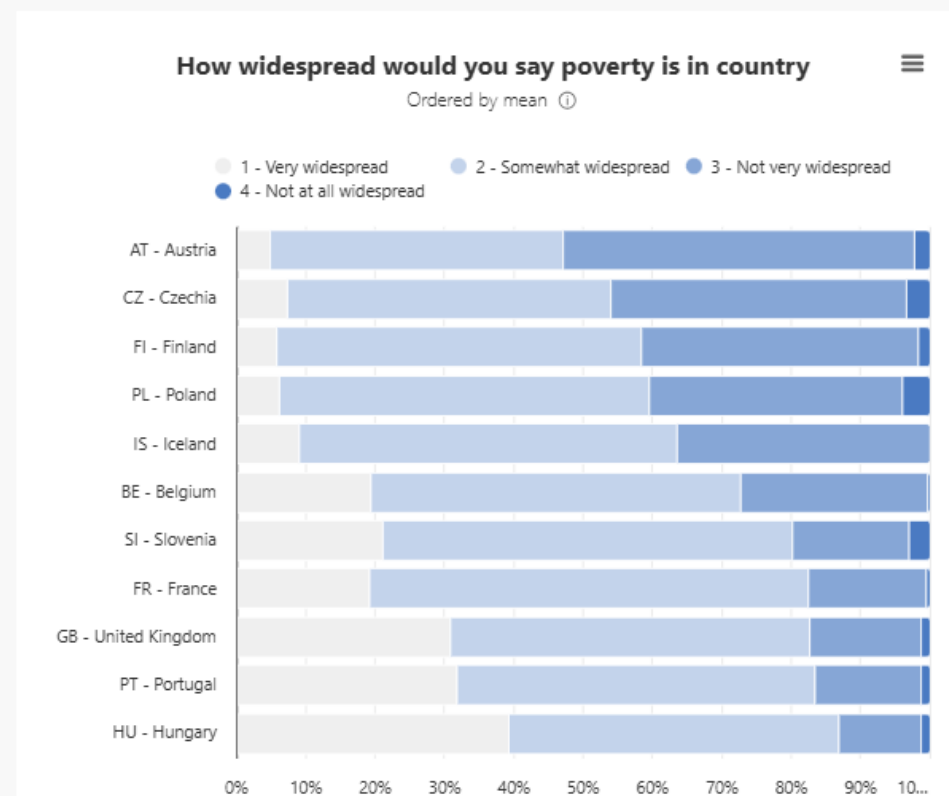
Question/variable

w1eq1 - How widespread would you say poverty is in country

w1eq1 - How widespread would you say poverty is in country

How widespread would you say poverty is in [COUNTRY]?

*The results are weighted by the variable:w1weight - CRONOS3 weight wave 1*



# CROss-National Online Survey (CRONOS)

## Data & Documentation Access and conditions

CRONOS is based on ESS sample and the same rules for using and sharing data and documentation apply to CRONOS

<https://www.europeansocialsurvey.org/contact/disclaimer>

## Conditions of use

European Social Survey data is licensed under CC BY-NC-SA 4.0

European Social Survey documentation is licensed under CC BY-SA 4.0

## Restrictions

The data are available without restrictions, for not-for-profit purposes.

## Confidentiality

In accordance with data protection regulations in participating countries, only anonymous data are available to users. Before depositing data to Sikt, each national team is responsible for checking their data with confidentiality in mind and to undertake the necessary measures to ensure anonymity of the data files and to foresee that anonymity is also maintained after merging of data files.

Citation requirements	+
Citation of data	+
Citation of documentation	+
Citation requirements for Multilevel data	+



# CRONOS DATA & DOCUMENTATION CITATION

## CRONOS3 Wave 1 edition 1.1

[CRONOS3 →](#)[Documentation](#)[Variable Viewer](#)[Analysis](#)[Download](#)  
(Requires login)[Citation](#)

'Citation' option on a different place  
when click on 'Documentatio'

## CRONOS3 Wave 1

[CRONOS3 →](#)[Citation](#)

The screenshot shows the CRONOS3 Wave 1 edition 1.1 page. The 'Citation' modal is open, displaying the following text:

Please use the following reference (DOI) when citing data:

European Social Survey European Research Infrastructure (ESS ERIC) (2025) CRONOS3 Wave 2 edition 1.1 [Data set]. Sikt - Norwegian Agency for Shared Services in Education and Research. <https://doi.org/10.21338/cron3w2e01.1>.

[Copy](#)

# European Values Survey (EVS)



Home About EVS ▾ Methodology, Data, Documentation ▾ Publications, Dissemination, Education ▾

EVS Methodology >

Data and Documentation >

The European Values Study (EVS) is a large-scale, cross-national survey that provides insights into the ideas, beliefs, preferences, attitudes, values and opinions of people in Europe. The European Values Study covers a wide range of human values, including religion and morality, national identity.

Read more

Survey 2026 – Outline

Survey 2017 – Outline >

Joint EVS/WVS 2017-2022 dataset >

EVS Trend File 1981-2017 >

Integrated Values Surveys (IVS) 1981-2022 >

Previous Surveys 1981-2008 >

Data Downloads

Maps

+++ new +++ EVS 2026 in development +++ New +++


## European Values Study (EVS) Overview

	Purpose	Collection method	Content	Frequency	Sample	Access
<a href="#">European Values Study (EVS)</a>	To explore <b>long-term changes in fundamental human values across Europe</b> , such as religion, family, work, politics, and society.	<b>Face-to-face interviews</b> , using standardized questionnaires across countries; <b>in later waves also online or mixed modes</b>	Focused on <b>value systems</b> – religion, identity, trust, work, well-being, democracy	<b>Approximately every 9 years since 1981</b> (waves in 1981, 1990, 1999, 2008, and 2017–2022)	Nationally representative samples.	Access to the data from the European Values Study (EVS) is free of charge but requires registration with GESIS – Leibniz Institute for the Social Sciences.

# European Values Study (EVS) Overview

All documentation available on website.

Datasets can be downloaded on GESIS Data Search portal.



# European Values Study (EVS) Overview

All documentation available on website + GESIS.

Datasets can be downloaded on GESIS Data Search portal.

[Home](#) > [Methodology, Data, Documentation](#) > [Survey 2017 – Outline](#) > [EVS 2017](#) > [Documentation – Survey 2017](#)

## Documentation – Survey 2017

Documentation of the EVS 2017 Integrated dataset (full release): as of May 2022

### Guidelines related to all EVS 2017 data files (study and variable level)

- [EVS 2017 Methodological Guidelines](#) designed by the EVS advisory groups for all EVS member countries.
  - [App A: Official Classifications](#)

### Methodological information (study level)

- [Methodology of EVS2017](#) (summary)
- Study description (information on origin and content of data, version history and errata, and direct access to the data):
  - EVS2017 Integrated Dataset ([ZA7500](#))
  - EVS 2017 Integrated Dataset – Matrix Design Data ([ZA7502](#))
  - EVS 2017 Integrated Dataset – Sensitive Data ([ZA7501](#))
  - Individual datasets: Greece ([ZA7546](#)); Finland- Swedish minority ([ZA7549](#)); Romania – Hungarian minority ([ZA7550](#)), Ukraine ([ZA7539](#))
- [EVS 2017 Method Report](#) (Summarized information on origin and content of the integrated datasets)
  - [App A: Population Statistics – Results](#)

### Master Questionnaire

- [CAPI](#) and [CAWI](#) questionnaires.



[Everything](#) ▾

Search GESIS...

[< Back](#)**Research data****European Values Study 2017: Integrated Dataset (EVS 2017)**[Gedeshi, Ilir](#) ; [Pachulia, Merab](#) ; [Poghosyan, Gevorg](#)GESIS, Cologne. ZA7500 Data file Version 5.0.0, <https://doi.org/10.4232/1.13897>

**Abstract:** The European Values Study is a large-scale, cross-national and longitudinal survey research program on how Europeans think about family, work, religion, politics, and society. Repeated every nine years in an increasing number of countries, the survey provides insights into the ideas, beliefs, preferences, attitudes, values, and opinions of citizens all over Europe. As previous waves conducted in 1981, 1990, 1999, 2008, the fifth EVS wave maintains a persistent focus on a broad range of values. Questions are highly comparable across waves and regions, making EVS suitable for research aimed at ... [more](#)

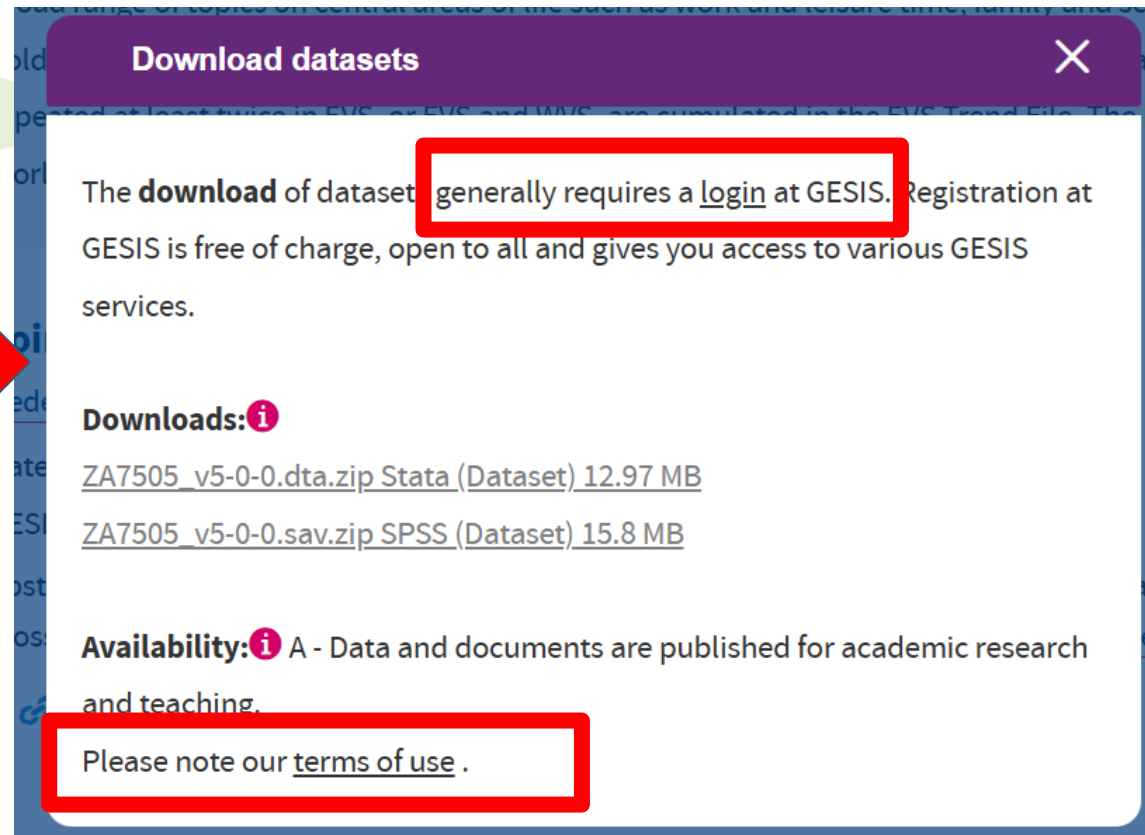
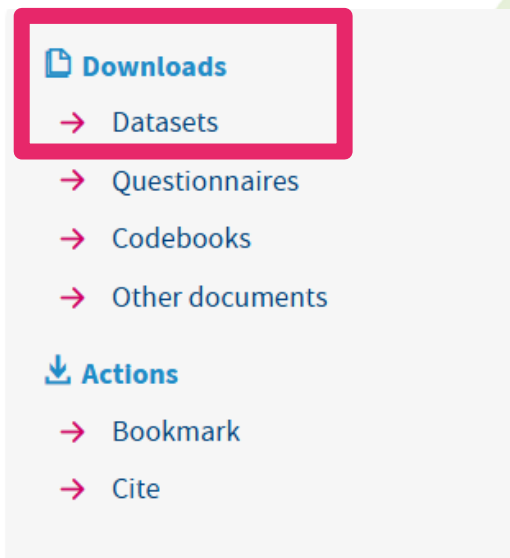
**Downloads**

- [Datasets](#)
- [Questionnaires](#)
- [Codebooks](#)
- [Other documents](#)

**Actions**

- [Bookmark](#)
- [Cite](#)

# EVS DATA ACCESS on GESIS SEARCH



The following access categories exist:

Category 0	Data and documents are provided for everyone.
Category A	Data and documents are provided for academic research and teaching.
Category B	Data and documents are provided for academic research and teaching if the results are not published. If publication or further processing of the results is planned, permission must be obtained from the data archive.
Category C	Data and documents are only provided for academic research and teaching with the written permission of the data provider. The data archive will obtain written permission for this.

Check for  
every dataset



# EVS DATA ACCESS on GESIS SEARCH - Login/registration

Registration at GESIS is free of charge, open to all and gives you access to various GESIS services. You can use your GESIS Account to log in to the following GESIS services:

- [GESIS search](#) (Download of research data)
- [GESIS Notebooks](#) (Virtual research environment)
- [GESIS-Training](#) (Scientific training events)
- [Archiving basis](#) (Research data repository for the social and economic sciences)
- [ZIS](#) (Open Access Repository for Social and Behavioural Science Measurement Instruments)

[https://login.gesis.org/realms/gesis/login-actions/registration?client\\_id=gesis-gws-client&tab\\_id=RnsDceVVudY&client\\_data=eyJydSI6Imh0dHBzOi8vc2VhcmNoLmdlc2lzLm9yZy9yZXNIYXJjaF9kYXRhL1pBNzUwMj9sYW5nPWVuliwicnQiOiJjb2Rlliwicm0iOiJmcmFnZWVudCIsInN0IjojNTQ1NjJmY](https://login.gesis.org/realms/gesis/login-actions/registration?client_id=gesis-gws-client&tab_id=RnsDceVVudY&client_data=eyJydSI6Imh0dHBzOi8vc2VhcmNoLmdlc2lzLm9yZy9yZXNIYXJjaF9kYXRhL1pBNzUwMj9sYW5nPWVuliwicnQiOiJjb2Rlliwicm0iOiJmcmFnZWVudCIsInN0IjojNTQ1NjJmY)

## Register

Registration at GESIS is free of charge, open to all and gives you access to various GESIS services. You can use your GESIS Account to log in to the following GESIS services:

- [GESIS search](#) (Download of research data)
- [GESIS Notebooks](#) (Virtual research environment)
- [GESIS-Training](#) (Scientific training events)
- [Archiving basis](#) (Research data repository for the social and economic sciences)
- [ZIS](#) (Open Access Repository for Social and Behavioural Science Measurement Instruments)

\*Mandatory fields

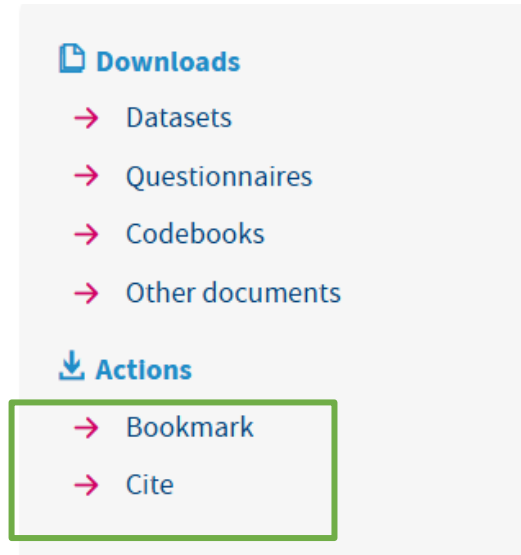
First name\*

Last name\*

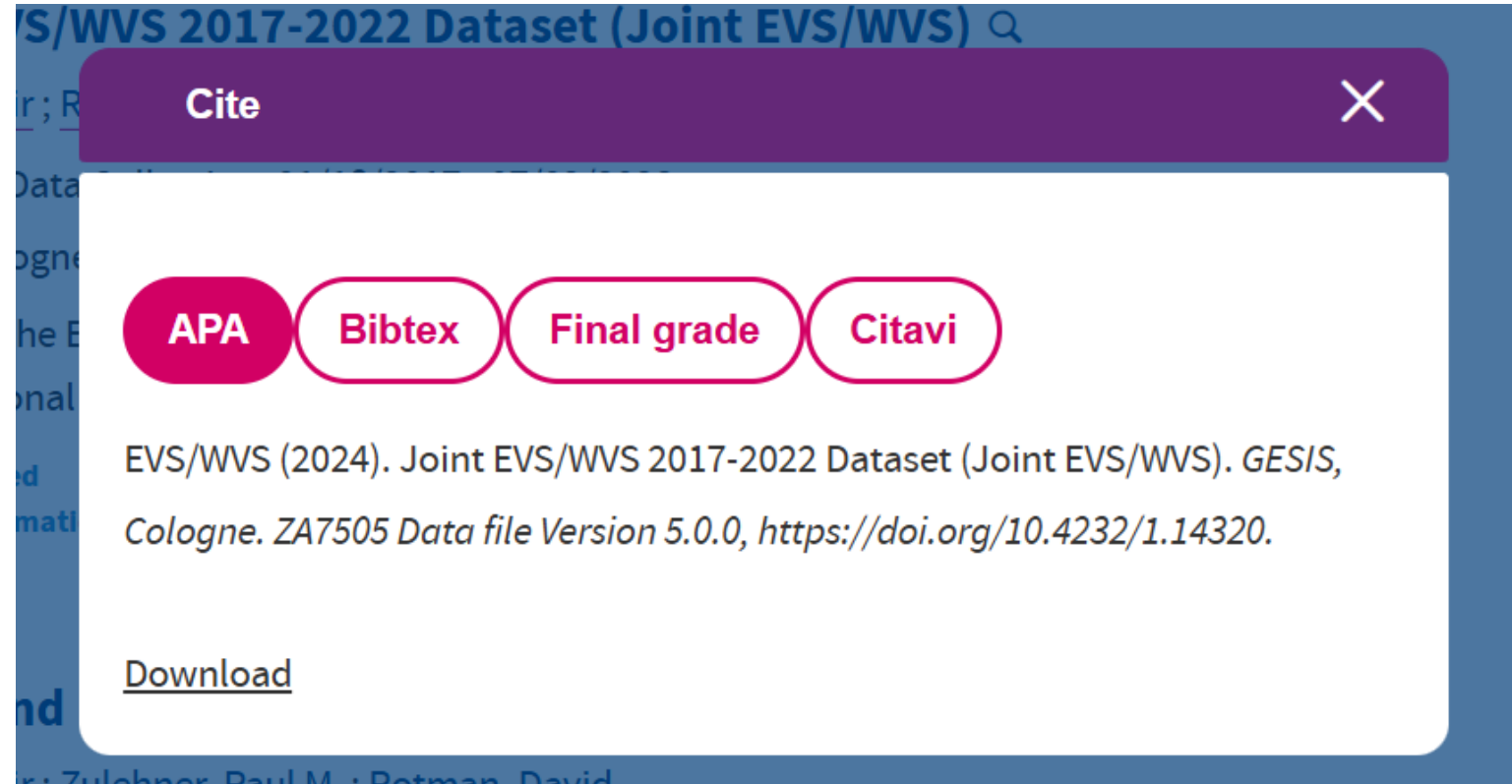
Country\*

Discipline\*

Email\*



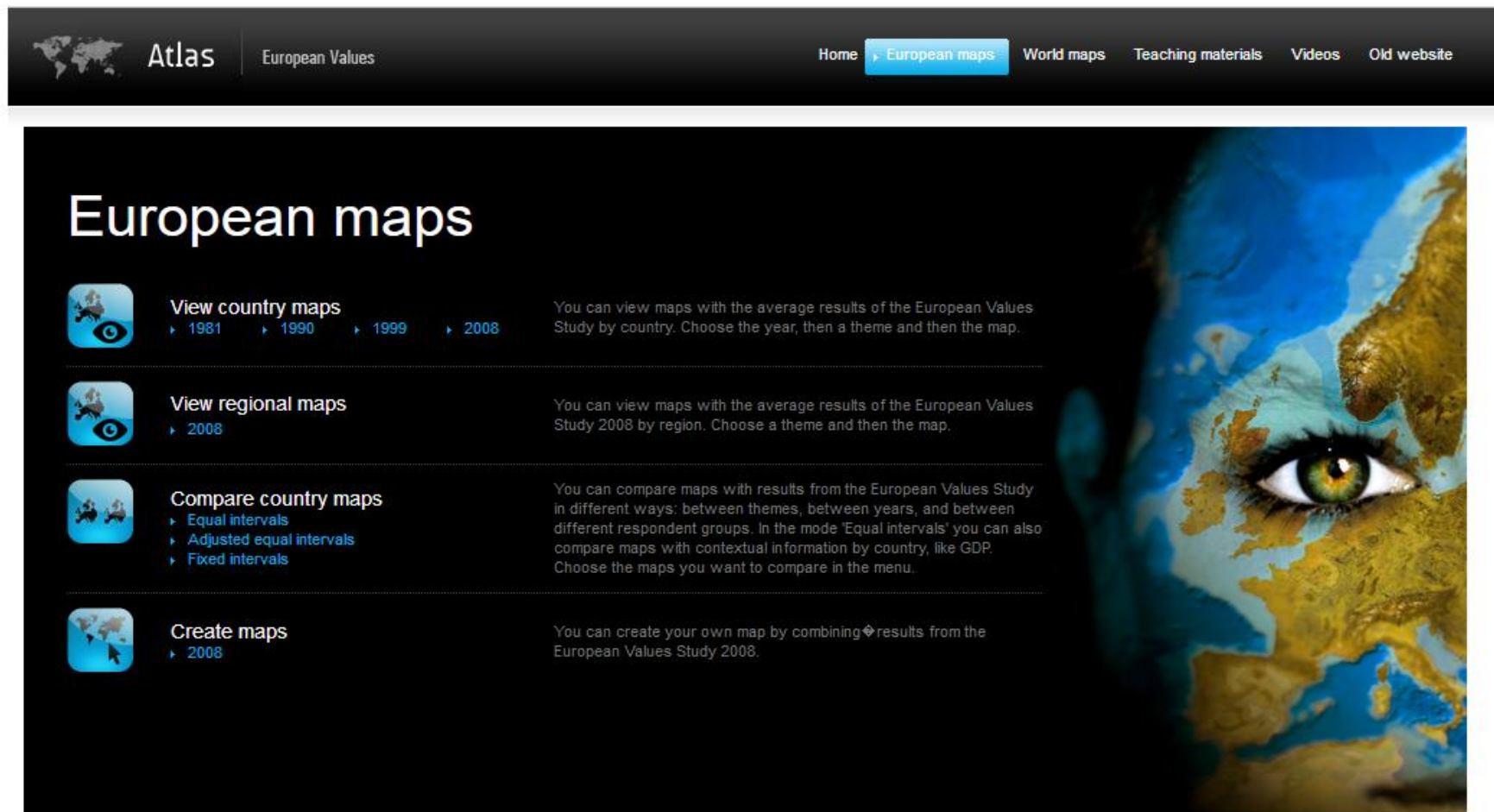
GESIS provides pre-formatted citation options for each dataset.



# European Values Study (EVS)

World map - value change





The [Atlas of European Values](#) allows creating informative maps for comparisons among countries and waves. EVS provides you with a reliable tool to follow the value change in Europe between 1981 and 2008.



**Atlas** | European Values

Home | **European maps** | World maps | Teaching materials | Videos | Old website

## European maps

- 
**View country maps**  
 ▶ 1981 ▶ 1990 ▶ 1999 ▶ 2008  
 You can view maps with the average results of the European Values Study by country. Choose the year, then a theme and then the map.
- 
**View regional maps**  
 ▶ 2008  
 You can view maps with the average results of the European Values Study 2008 by region. Choose a theme and then the map.
- 
**Compare country maps**  
 ▶ Equal intervals  
 ▶ Adjusted equal intervals  
 ▶ Fixed intervals  
 You can compare maps with results from the European Values Study in different ways: between themes, between years, and between different respondent groups. In the mode 'Equal intervals' you can also compare maps with contextual information by country, like GDP. Choose the maps you want to compare in the menu.
- 
**Create maps**  
 ▶ 2008  
 You can create your own map by combining results from the European Values Study 2008.



## About GGS

The **Gender and Generations Survey (GGS)** is a large-scale, **longitudinal** study conducted across **multiple countries**, focusing on relationships, family dynamics, and demographic behavior.

It collects data on fertility, partnership, parenting, ageing, and intergenerational exchanges, with a special focus on gender roles and how they evolve across generations.

The GGS is part of the Generations and Gender Programme (GGP), coordinated by a consortium of international research institutions, and aims to inform social policy and understand population change in developed countries.

Started in 2000 by UNECE

Both genders in the sample, age 18-79

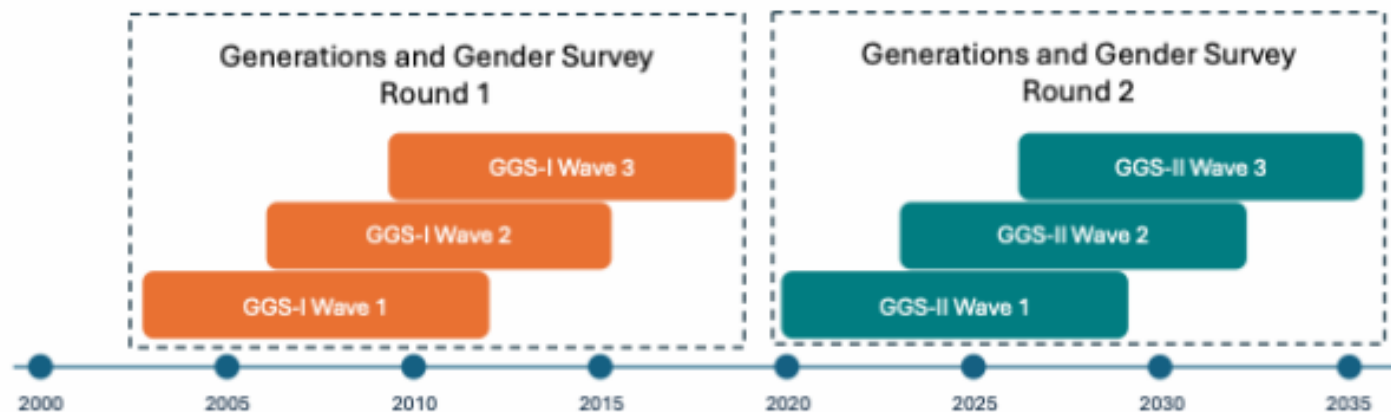
Coordinated by NIDI since 2009

Longitudinal (3 Y interval);

in 20 countries (beyond EU)



**A theory-driven and multidisciplinary questionnaire**



### Generations and Gender Survey – Round I

GGS-I started in 2004. It has collected information from over 200,000 individuals aged 18 to 79 from 19 countries and contributed to the social sciences as a unique longitudinal data resource on families and life course trajectories.

### Generations and Gender Survey – Round II

GGS-II started in 2020 with an updated questionnaire, renewed methodology as well as refreshed samples to ensure that social scientists and policymakers have access to the highest quality data possible.



# Topics covered

Demographics

Partnership &  
fertility  
histories

Ex-partners  
& children  
not in the  
household

Relationship  
quality

Fertility  
intentions

Infertility  
issues &  
contraception

Household

Generational  
information

Wellbeing

Work &  
income

Attitudes



# INFRA4NEXTGEN

## Data Visualization | Life Histories in GGP

[RUN THE ANIMATION!!](#)

[Source](#)

“At the Age of 15 pretty much everybody is single and doesn’t have any children so they start down in the bottom left hand corner. Then as time passes some find a partner to live with and some even get married. When they do, the little dot that represents them moves up to represent this change in their relationship status. As time passes some people also have children, and to represent this the dot moves to the right for every additional child they have.”



Age: 24.3

Update

Generally, the older cohort (Green) got married and had children earlier, and went on to have more children overall



Born in 1950

Born in 1970





Data ▾

Overview

Data Portal

Generations and Gender Survey

GGG Teaching Datasets

Harmonized Histories

Contextual Database

Fertility and Families Survey

Related Studies

Technical papers

User Syntax

FAQ

Community ▾

About ▾

Gen

A S  
for  
and

Learn

ramme

structure  
ulation



Data collection for GGS-II is currently ongoing. Several countries have already fielded GGS-II, while other countries are in the process of preparing for data collection. Check out the GGS-II Usage Guide for more information on how to use GGS-II data [here](#)

Country	Data collection	Age range	Mode	Micro-data release	Browse the data
<a href="#">Argentina (Buenos Aires)</a>	Aug 2022 – Dec 2022	18-79 years	CAPI	yes	<a href="#">click here</a>
<a href="#">Austria</a>	Oct 2022 – Mar 2023	18-59 years	CAWI	yes	<a href="#">click here</a>
<a href="#">Belarus**</a>	Apr 2017 – Nov 2017	18-79 years	CAPI	yes	<a href="#">click here</a>
<a href="#">Croatia</a>	May 2023 – Jul 2023	18-54 years	CAWI	yes	
<a href="#">Czech Republic*</a>	Oct 2020 – Jul 2022	18-69 years	CAWI, CAPI	yes	<a href="#">click here</a>
<a href="#">Denmark</a>	Mar 2021 – Jun 2021	18-49 years	CAWI	yes	<a href="#">click here</a>
<a href="#">Estonia*</a>	Oct 2021 – Feb 2022	18-59 years	CAWI	yes	<a href="#">click here</a>
<a href="#">Finland</a>	Oct 2021 – Mar 2022	18-54 years	CAWI	yes	<a href="#">click here</a>



Cross-national comparability



Longitudinal design



Large sample size



Broad age range



# GGP provides free and open access to data for Scientists and Policy Makers

Start your research with GGP data



## Explore GGP data collection

View the GGP data collection, including the GGS, Harmonized Histories, and FFS.

Data catalog



## Access to GGP micro data

Register in the GGP User Space to request and download the micro data

User Space



## Work with GGP data

Find useful resources for using GGP data

Data Usage Guides

Getting started

Country-specific deviations

Missing values

Weights

Break-offs

Filter

Baseline Questionnaire

Gauthier, A., Liefbroer, A., Ajzen, I., Aassve, A., Beets, G., Billari, F., Bühler, C., Bujard, M., Cabaco, S., Corijn, M., Désesquelles, A., Dommermuth, L., Dykstra, P., Emery, T., Fadel, L., Fokkema, T., Hansen, T., Hlebec, V., Hoem, J., ... Vikat, A. (2022). Generations and Gender Survey: Baseline Questionnaire (3.1.1). Netherlands Interdisciplinary Demographic Institute.

<https://doi.org/10.5281/zenodo.12724457>

## Generations and Gender Survey - Round 2 (GGS-II)

The Generations and Gender Survey collects detailed microdata on life-course and family dynamics across countries. It captures individual-level information on significant life events such as leaving home, forming relationships, parenthood, and various life challenges. The GGS consists of two rounds of data collection.

Data collection of GGS-II began in 2020 and is ongoing. It features a revised questionnaire, enhanced survey design, and refreshed samples compared to the first round. Its objective is to provide comprehensive insights into contemporary family dynamics and life changes.

*“To access the data, please submit a data access request through the GGP User Space”*

Hide Datasets

Show 25 Datasets by Country

Country	Wave 1	Wave 2	Additional Datasets	Pilot	Pilot Follow-up
Norway	<a href="#">View</a>	<a href="#">View</a>			
Sweden	<a href="#">View</a>				
United Kingdom	<a href="#">View</a>				

Datasets

Data Catalog

Agreements

Bibliography

Logout

Dataset Summary

Explore Dataset on Colectica

Study description

Country Norway (NOR)

Data Collection Date Friday, November 20, 2020 - Tuesday, December 22, 2020

Mode of Data Collection web-survey / CAWI

Mode of Data Collection CAWI; PC, tablets, smart phones (android and iphone).

Documentation See full documentation on Colectica

Data Access & Citation Requirement

Document Data access and Terms of use

Document Data Access & Citation Requirement - Norway Wave 1

Downloads

Norway - Wave 1 (version 2.2) 8.4 MB

Browse Dataset Login to Download



**Restrictions** In order to access micro data files, users have to sign and submit a Statement of affiliation, confidentiality and acceptable usage. They also have to submit a title and abstract of their research project. They can use the data for all their research projects.

**Citation Requirement** In any work emanating from research based on the Generations and Gender Survey micro-data, users should acknowledge that these data were obtained from the GGP Data Archive and refer to the publications that describes the model survey instruments. Authors must specify which datasets are used, including the countries, waves and versions used in analysis.

CITATION GUIDELINES for the DATASETS: Except otherwise stated, names of the persons in the GGP national team involved in the data collection, plus members of the GGP Central Coordination Team (CCT) who were involved in the data collection and/or preparation.

**Deposit Requirement** Users of GGS micro-data are required to submit any research papers based on the Generations and Gender Survey micro-data or aggregate tabulations to the GGP Website.

Link to GGP bibliography submission page: <https://www.ggp-i.org/form/publications/>

**Access Conditions** In order to access, it is necessary to subscribe to the GGP Data User Space, and to follow the instructions available on the GGP data access webpage.

Link to the GGP Data User Space: <https://www.ggp-i.org/form/accounts/login/?next=/form/bibtex/add/>

**Citation Requirement** Dommermuth, L., Lappegård, T., Grunwald, O., Connolly, A., and Ritzenthaler, T. (2025). Norwegian Harmonized Generations and Gender Survey-II. Wave 2 (2025). Version 1. Data obtained from the GGP Data Archive.


Search within


[Source](#)

## Study

Title	Generations and Gender Survey (Round II) Norway Wave 1
Subtitle	GGs-II Norway Wave 1
Alternate Title	Undersøkelse om familie og arbeid [Survey on family and work]
Date	2021-09-30

Creator	Statistics Norway, Research department
Contributor	Other creator: Lars Dommermuth, Statistics Norway / Trude Dommermuth
Contributor	Producer: Statistics Norway, Research department / Lars Dommermuth

**Publisher** Institut national des études démographiques (INED)  
**Reference**  [Institut national des études démographiques \(INED\)](#)



**Publisher** Netherlands Interdisciplinary Demographic Institute (NIDI)  
**Reference**  [Netherlands Interdisciplinary Demographic Institute \(NIDI\)](#)

**Abstract** The Generations and Gender Survey (GGS) data provides micro-level data that can be used to investigate partnership dynamics, transition to adulthood, fertility, care and support networks, division of household tasks, and contraception, among other topics. These data are an essential

## Related Materials

2 items

Title

-  [Norway National Questionnaire in Norwegian](#)
-  [Update country : Norway, Variables changes, Version 2.0](#)

## Data Files

3 items

Title

-  [GGP2020\\_WAVE1\\_NOR\\_V\\_0\\_1](#)
-  [GGsII\\_Wave1\\_NO\\_V\\_2\\_0](#)
-  [GGsII\\_Wave1\\_NO\\_V\\_2\\_1](#)






## Data File

**Title** GGSII\_Wave1\_NO\_V\_2\_1  
**Case Quantity** 5,374  
**Variables** 1,690  
**Explore** [Explore Dataset](#)


## Variable Groups

1 items

Name	Label
	Topic


## Data

Variables in 'GGSII\_Wave1\_NO\_V\_2\_1'

 dem18

 dem19

 dem20

 dem21

 dem22a

Reason for moving

Intention to move

Intention to migrate


Respondent has a partner

Place first met current partner


Source

# Questions

1 items

Name	Label	Summary
 dem22a		How did you and your partner meet?

## Variable Description

Name	dem22a
Label	Place first met current partner
Description	Country specific values for NOR: 2001, Online   2002, Through friends or family
Condition	DEM21 = yes
Dataset	 GGSII_Wave1_NO_V_2_1

dem22a

## Summary Statistics for 'dem22a' (unweighted)

Value	Valid	Label	Frequency	% of Valid	% of All
.	✗ Missing		1,470		27.35%
2002	✓ Valid	Through friends or family	759	19.64%	14.12%
2	✓ Valid	In education (School, University, College etc.)	616	15.94%	11.46%
9	✓ Valid	At a private party or social event	559	14.46%	10.40%
2001	✓ Valid	Online	533	13.79%	9.92%
7	✓ Valid	At a bar, nightclub or dance club	427	11.05%	7.95%
1	✓ Valid	Through work	425	11.00%	7.91%
12	✓ Valid	Other	204	5.28%	3.80%
8	✓ Valid	Through a social organization, health club, gym or volunteer group	188	4.86%	3.50%
6	✓ Valid	Vacation or business trip	106	2.74%	1.97%
3	✓ Valid	At church or equivalent	48	1.24%	0.89%



## Data / New Account Registration

<https://www.ggp-i.org/form/accounts/register/>

Username

Required. 150 characters or fewer. Letters, digits and @/

Email address

Register with your institutional email address.

Password

Password confirmation

Enter the same password as before, for verification.

First name

Last name

Gender

Seniority

Student  
PhD  
Researcher  
Professor

Position

Researcher, Professor, etc

Institution

Department

Address

City

Country

Phone

☐ Subscribe me to the GGP newsletter

In the monthly newsletter, we inform you about important updates such as data releases, publications and upcoming events.

Submit

# INFRA<sup>4</sup>NEXTGEN

## Latvia

Pilot (version 1.0)

[Sign GGP Data agreement to Download](#)

## Moldova

Wave 1 [adjusted] (version 0.2)

[Sign GGP Data agreement to Download](#)

Wave 1 (version 2.1)

[Explore Dataset](#)

[Sign GGP Data agreement to Download](#)

[Documentation](#)

## Netherlands

Wave 1 (version 1.0)

[Sign GGP Data agreement to Download](#)

## Norway

Wave 1 (version 2.2)

[Explore Dataset](#)

[Sign GGP Data agreement to Download](#)

Wave 2 (version 1.1)

[Explore Dataset](#)

[Sign GGP Data agreement to Download](#)

[Documentation](#)

## Sweden

Wave 1 (version 1.2)

[Explore Dataset](#)

[Sign GGP Data agreement to Download](#)

Wave 1 [Register] (version 1.1)

[Sign GGP Data agreement to Download](#)


[Documentation](#)

## United Kingdom


Wave 1 (version 1.1)

[Sign GGP Data agreement to Download](#)


## Data / Micro-Data Access

 GGS\_teaching\_dataset\_starter\_V2.dta

DTA File

 GGS\_teaching\_dataset\_starter\_V2.sav

SPSS Statistics Data Document

 GGS\_teaching\_dataset\_starter\_V2.xlsx

Microsoft Excel Worksheet

I, **Irena Vipavc Brvar**  
of **University of Ljubljana**  
in using GGP data sets I agree...

- a. to process data only for the purposes of research and to use the data only in accordance with the General Data Protection Regulation and/or other applicable legislation and regulations concerning the Processing of Personal Data.
- b. to take appropriate technical and organisational measures to protect the data from damage, loss, unauthorised alteration, misappropriation and cognisance by unauthorised persons.
- c. to undertake to maintain the confidentiality of the respondents in the Generations and Gender Programme micro- data sets; to not make any effort to identify individual survey respondents or other household members; to notify the Generations and Gender Programme and the United Nations Economic Commission for Europe (UNECE) immediately if I inadvertently identify such individuals or discover a means of doing so;
- d. to only use the data for genuine non-commercial, non-proprietary scientific and policy research purposes; to not attempt to make any financial gain from the data or from my research based on the data;
- e. to not give access to the micro-data to any Third Party; to register all collaborators actively working with the data on the GGP website and ensure they are employed at a scientific institution and accept these terms of acceptable usage; to ensure my supervisor will be listed amongst the collaborators if I am a current student or research affiliate; to only share the data with students who have signed the terms of acceptable usage if I am a teacher employed at a scientific institution;

## Home

## Welcome

Welcome to the Generations and Gender Programme (GGP) metadata Portal. Through this portal, you can search and browse Generations and Gender Survey (GGS) data and the corresponding documentation.

→ [Access GSS microdata](#)

## The Generations and Gender Survey - The Generations and Gender Survey - GGS-II (Since 2017)

## GGS-I (2004-2011)

### Teaching dataset

The GGS Teaching Dataset is an extract from Wave 1 of the GGS-II data, containing a selection of variables and a subset of respondents from several countries. The GGS Teaching Dataset has been created with the aim of simplifying and facilitating the use of the rich and complex GGS data.

#### Teaching dataset

### Pooled dataset

This series includes the consolidated GGS Wave 1, Wave 2, and Wave 3 datasets. These datasets contain all the GGS released datasets, except for Germany Turkish-subsample. All the available variables are included (also the country specific variables).

#### GGS Wave 1

Consolidated

#### GGS Wave 2

Consolidated

#### GGS Wave 3

Consolidated

### Countries

The survey is, for this round, implemented from the GGP Central Coordination Office's at NIDI in the Hague to ensure that data is collected efficiently and effectively across a wide range of countries. The survey uses a new questionnaire which ensures comparability with the the FFS (1990's) and the previous GGS (2000's).

#### Argentina - Buenos Aires

1 wave available

Access variables metadata of  
Wave 1

#### Austria

1 wave available

Access variables metadata of  
Wave 1

#### Belarus

1 wave available

Access variables metadata of  
Wave 1

### Variable Availability

GGS Wave 1, Wave 2 & Wave 3

### Countries

#### Croatia

1 wave available

Access variables metadata of  
Wave 1

#### Czechia

1 wave available

Access variables metadata of  
Wave 1

#### Denmark

1 wave available

Access variables metadata of  
Wave 1

#### Australia

2 waves available

Access variables metadata of  
Wave 1 Wave 2

#### Austria

2 waves available

Access variables metadata of  
Wave 1 Wave 2

#### Belgium

1 wave available

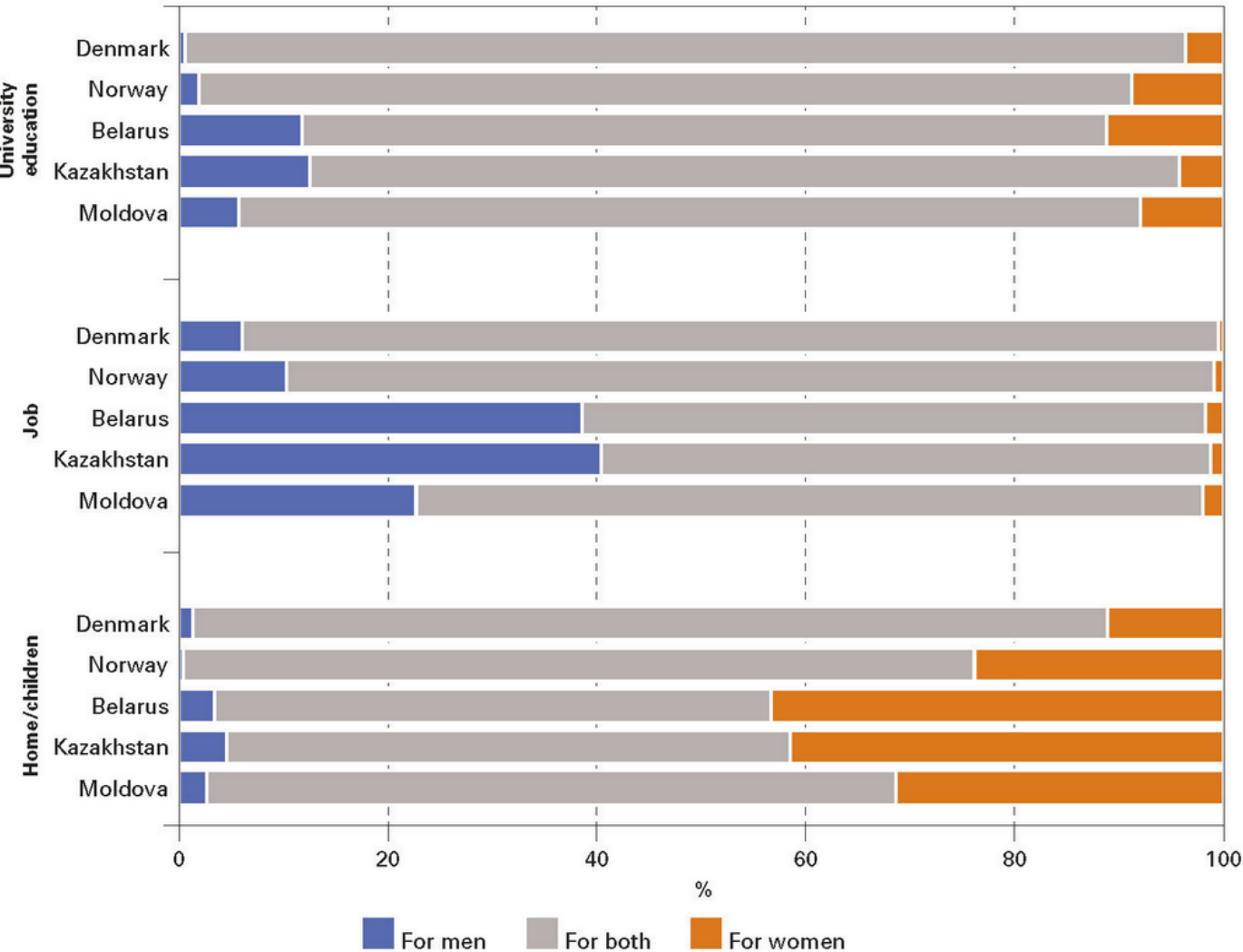
Access variables metadata of  
Wave 1





● LIN ROUVROYE, OLGA GRÜNWALD & ANNE GAUTHIER | 27 juni 2022 | DEMOS jaargang 38, nummer 6 - EPC issue - 2022

Distribution of young adults' views<sup>(a)</sup> on societal roles for men and women



“For whom is (1) university education; (2) having a job, (3) looking after the home/children more important?”

Respondent aged 18-35.

Source: Generations and Gender Survey – Round II 2017-2021. Results based on weighted data.

Note: (a) Based on the question: “For whom is (1) university education, (2) having a job, (3) looking after the home/children more important?”

# Q&A



## Lessons Learned: Accessing Social Science Survey Data in Europe

### ✓ Understand Data Access Pathways

Gain clarity on how to access existing survey data, including registration, approval, and download processes.

### ✓ Clarify Licensing Terms

Know the specific licensing conditions and permissions for reusing data and accompanying documentation.

### ✓ Use Practical Guidance & Resources

Leverage existing tools, guides, and best practices to streamline data access and reuse.

### ✓ Build Confidence in Using Existing Data

Strengthen your ability to evaluate and integrate high-quality, established datasets into your research.

### ✓ Navigate Research Requirements

Learn whether a research ID is required and how to comply with institutional or dataset-specific access policies.

---

## Events

### Forthcoming events

#### [Workshop: Unlock hidden patterns in your data: Cluster & factor analysis with R](#)

12 May 2025 - 14 May 2025

Venue: Online

This workshop will introduce three key methods of multivariate analysis: Cluster Analysis, Principal Component Analysis (PCA), and Factor Analysis.

#### [Webinar: Reproducible workflows in R](#)

3 June 2025

Venue: Online

This webinar offers an introduction to efficient, seamless and reproducible data analysis.

#### [Hackathon: Analysing CRONOS data and communicating key insights to policy makers](#)

11 June 2025 - 16 June 2025

Venue: Online

Save the date for our next Hackathon on reusing, analysing and visualizing Infra4NextGen data to win prizes in various categories!

#### [Webinar: Data-driven insights for a green, digital, healthy, strong and equal Europe](#)

1 July 2025

Venue: Online

#### Events

#### Forthcoming events

#### [Events archive](#)

#### Events

#### Training

#### Resources

#### Forthcoming events

#### Events archive

<https://infra4nextgen.com/i4ng-events/forthcoming-events/>

## Contact

 [sergeja.masten@fdv.uni-lj.si](mailto:sergeja.masten@fdv.uni-lj.si); [irena.vipavc@fdv.uni-lj.si](mailto:irena.vipavc@fdv.uni-lj.si)

 [Infra4nextgen.com](http://Infra4nextgen.com)

 [Arhiv.Druzboslovnih.Podatkov](https://www.facebook.com/Arhiv.Druzboslovnih.Podatkov)

