




AstronomyCalc: A python toolkit for teaching Astronomical Calculations and Data Analysis methods

Sambit K. Giri ¹

¹ Nordita, KTH Royal Institute of Technology and Stockholm University, Hannes Alfvéns väg 12, SE-106 91 Stockholm, Sweden

DOI: [10.xxxxxx/draft](https://doi.org/10.xxxxxx/draft)

Software

- [Review](#) 
- [Repository](#) 
- [Archive](#) 

Submitted: 01 January 1970

Published: unpublished

License

Authors of papers retain copyright
and release the work under a
Creative Commons Attribution 4.0
International License ([CC BY 4.0](https://creativecommons.org/licenses/by/4.0/)).

Summary

Understanding astrophysical and cosmological processes can be challenging due to their complexity and the lack of simple, everyday analogies. To address this, we present AstronomyCalc, a user-friendly Python package designed to facilitate the learning of these processes and help develop insights based on the variation theory of learning (Ling Lo, 2012; Lo & Marton, 2011).

AstronomyCalc enables students and educators to engage with key astrophysical and cosmological calculations, such as solving the Friedmann equations, which are fundamental to modeling the dynamics of the universe. The package allows users to construct and explore various cosmological models, including the de Sitter and Einstein-de Sitter universes (see Ryden, 2017 for more examples), by adjusting key parameters such as matter density and the Hubble constant. This interactive approach helps users intuitively grasp how variations in these parameters affect properties like expansion rates and cosmic time evolution. Additionally, the package is designed to be easily expanded with additional astronomical calculations as needed for a course.

AstronomyCalc also includes modules for generating synthetic astronomical data or accessing publicly available datasets. In its current version, users can generate synthetic Type Ia supernova measurements of cosmological distances (VanderPlas et al., 2012) or utilize the publicly available Pantheon+ dataset (Brout et al., 2022). Additionally, the package supports the download and analysis of the SPARC dataset, which contains galaxy rotation curves for 175 disk galaxies (Lelli et al., 2016).

The datasets provided in the package can be analyzed within the package to test cosmological and astrophysical models, offering a hands-on experience that mirrors the scientific research process in astronomy. Simplified implementations of advanced data analysis techniques, such as Importance Sampling (Tokdar & Kass, 2010) and the Metropolis-Hastings algorithm (Robert & Casella, 2004), are included to introduce users to Monte Carlo Markov Chain sampling and statistical data interpretation. By integrating theoretical concepts with observational data analysis, AstronomyCalc not only aids in conceptual learning but also provides insights into the empirical methods used in the field.

The current version of AstronomyCalc contains several Jupyter notebooks featuring tutorials on various topics in astronomical and cosmological calculations and data analysis. These notebooks are designed for effortless use, either locally or through online Python environments such as BinderHub and Google Colab. This flexibility allows students to engage with the tutorials in a manner that best suits their needs. Moreover, these resources can be used as templates to create customized tutorials, enabling educators to tailor content for specific courses, expand the library of tutorials, and address diverse learning objectives.

Statement of Need

The field of astronomy and cosmology requires a deep understanding of complex processes that are often difficult to visualize or grasp through traditional learning methods. AstronomyCalc addresses this challenge by offering an interactive, user-friendly tool that bridges the gap between theoretical knowledge and practical application.

Designed with the variation theory of learning in mind, this package enables students and educators to experiment with and explore key astrophysical and cosmological models in an intuitive manner. By varying parameters and observing the resulting changes, users can develop a more profound understanding of the underlying physical processes.

Furthermore, AstronomyCalc equips users with the tools needed to analyze real or simulated astronomical data, thereby providing a comprehensive learning experience that reflects the true nature of scientific inquiry in astronomy. This makes AstronomyCalc an invaluable resource for education in astronomy and cosmology, enhancing both the depth and quality of learning in these fields.

Acknowledgements

We acknowledge the higher education teaching and learning courses offered by Stockholm University. Nordita is supported in part by NordForsk.

References

- Brout, D., Scolnic, D., Popovic, B., Riess, A. G., Carr, A., Zuntz, J., Kessler, R., Davis, T. M., Hinton, S., Jones, D., & others. (2022). The pantheon+ analysis: Cosmological constraints. *The Astrophysical Journal*, 938(2), 110. <https://doi.org/10.3847/1538-4357/ac8e04>
- Lelli, F., McGaugh, S. S., & Schombert, J. M. (2016). SPARC: Mass models for 175 disk galaxies with spitzer photometry and accurate rotation curves. *The Astronomical Journal*, 152(6), 157. <https://doi.org/10.3847/0004-6256/152/6/157>
- Ling Lo, M. (2012). *Variation theory and the improvement of teaching and learning*. Göteborg: Acta Universitatis Gothoburgensis.
- Lo, M. L., & Marton, F. (2011). Towards a science of the art of teaching: Using variation theory as a guiding principle of pedagogical design. *International Journal for Lesson and Learning Studies*, 1(1), 7–22. <https://doi.org/10.1108/20468251211179678>
- Robert, Christian P., & Casella, G. (2004). The metropolis—hastings algorithm. In *Monte carlo statistical methods* (pp. 267–320). Springer New York. https://doi.org/10.1007/978-1-4757-4145-2_7
- Ryden, B. (2017). *Introduction to cosmology*. Cambridge University Press.
- Tokdar, S. T., & Kass, R. E. (2010). Importance sampling: A review. *Wiley Interdisciplinary Reviews: Computational Statistics*, 2(1), 54–60.
- VanderPlas, J., Connolly, A. J., Ivezić, Ž., & Gray, A. (2012). Introduction to astroML: Machine learning for astrophysics. *2012 Conference on Intelligent Data Understanding*, 47–54. <https://doi.org/10.1109/CIDU.2012.6382200>