



# Tuba Rizvi

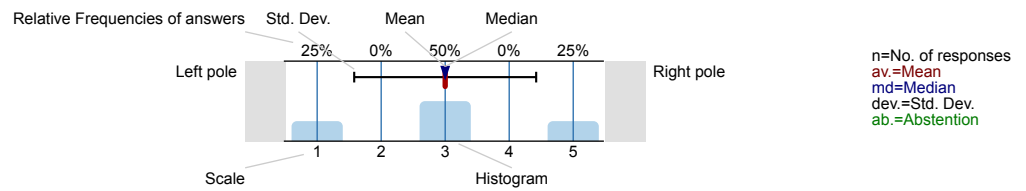
## Behaviour 2023 Post Congress Survey ()

No. of responses = 391

### Survey Results

## Legend

Question text



### 1. Privacy and Consent

- 1.1) I have taken note of the information provided in this document and by ticking the box in the questionnaire, I consent to my participation in this study and the associated processing of my personal data. I am aware that my participation in the study is voluntary and that I will not suffer any disadvantages if my consent is refused.

I consent ☐ 100% n=391

### 2. Personal Details

- 2.1) Which gender identity do you mostly identify to?

Female ☐ 66.6% n=389

Male ☐ 29.3%

Non-binary ☐ 1.8%

Gender fluid ☐ 0%

Other ☐ 0%

Prefer not to say ☐ 2.3%

- 2.2) What are your preferred pronouns?

She/her ☐ 64.5% n=391

He/him ☐ 27.9%

They/them ☐ 1.5%

She/them ☐ 1.3%

He/them ☐ 0.8%

Other ☐ 0%

Prefer not to say ☐ 4.1%

- 2.5) What is your career stage?

BSc/MSc Student ☐ 9.3% n=389

PhD Student ☐ 38.6%

Post-doctorate ☐ 23.9%

Researcher ☐ 8.2%


Lecturer ☐ 4.1%

Associate Professor ☐ 5.7%


Professor ☐ 6.4%

Other ☐ 3.9%

2.7) Do you identify as LGBTQIA+?



2.8) Which age category do you belong to?




### 3. Conference Questions

3.1) Did you attend the congress?




3.2) Did you read our inclusivity and accessibility page before making your decision to attend the Congress? (this page included information about childcare, special needs, safe-space measures and the Code of Conduct)



3.3) Did our inclusivity and accessibility page play a role in your decision to attend the congress?



3.4) Did you convene a symposium?

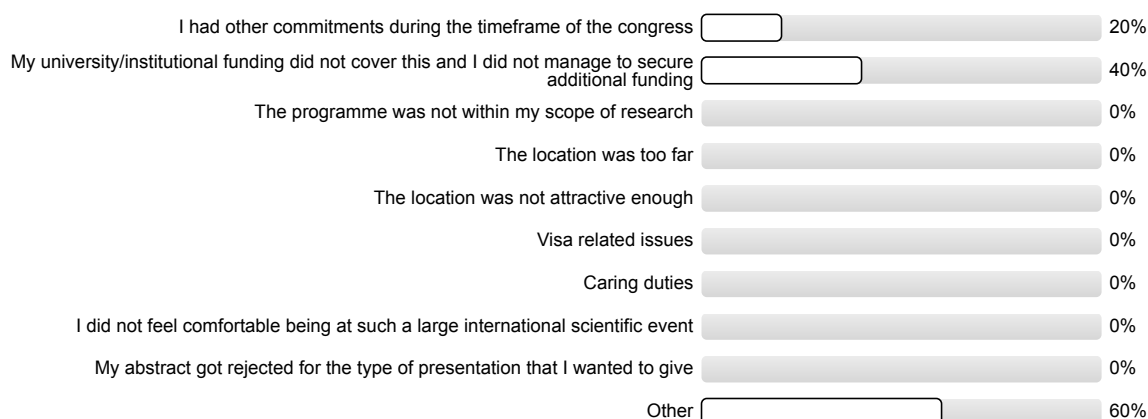


3.5) Did you invite any researchers to speak in your symposium who rejected the invitation?



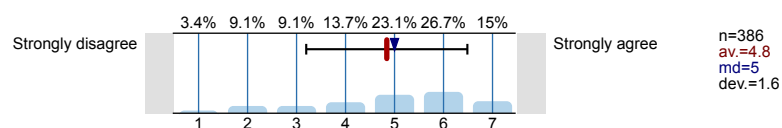
### 4. Non-participation

## 4.1) Why did you not participate? (select all that apply)

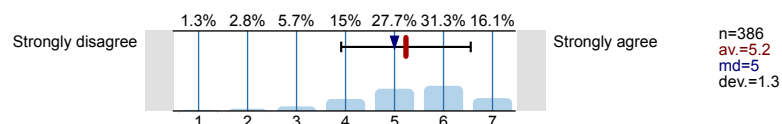


## 5. Self-assessment

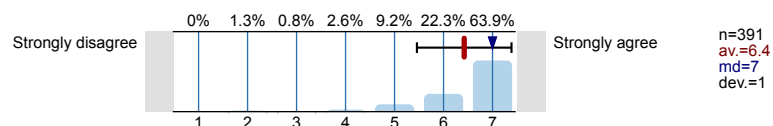
## 5.1) I am an expert in my field



## 5.2) I fully understand the work presented in the talks that I attended




## 5.3) I feel comfortable speaking in English



## 6. Conference Experience


## 6.1) Did you experience discrimination and/or harassment (of any sort) at the congress?



## 6.2) Did you report the case to the Awareness team?



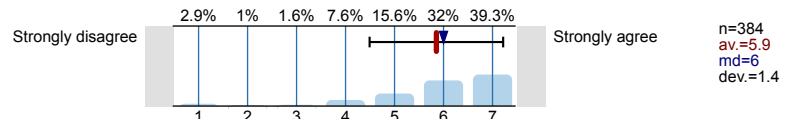
## 6.3) Did you witness someone else experience discrimination and/or harassment at the congress?



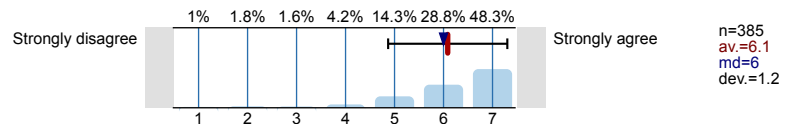
## 6.4) Did you report the case to the Awareness Team?



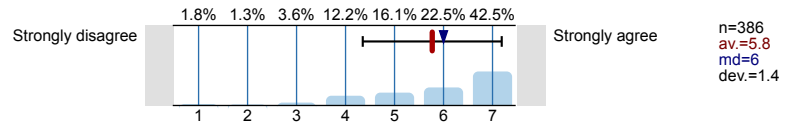
6.5) I felt heard during the conversations I had, both during Q&A sessions and social activities



6.6) I felt comfortable being myself



6.7) Attending the Behaviour 2023 congress helped me feel like I belong in my research field

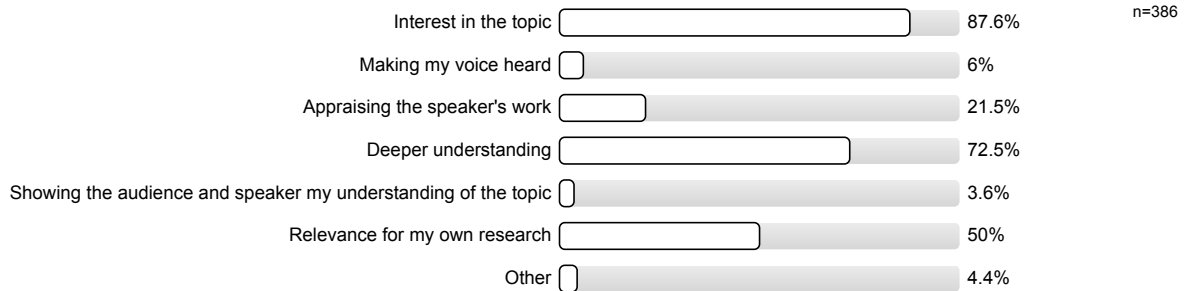


## 7. Q&A Sessions

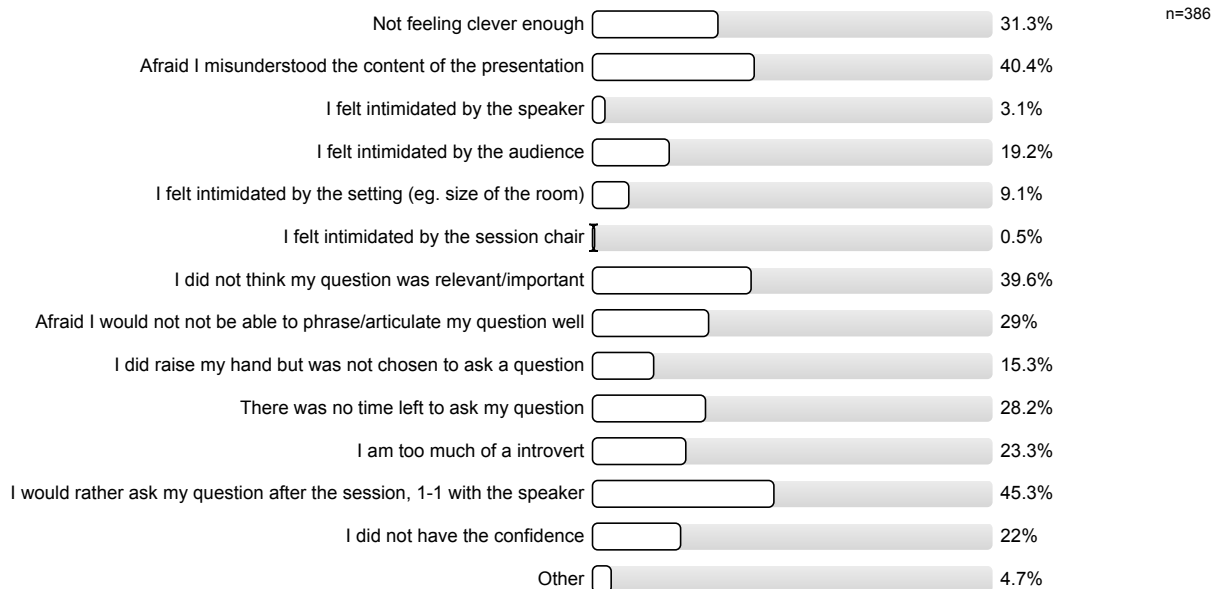
7.1) Did you ask one or more questions during Q&A sessions?



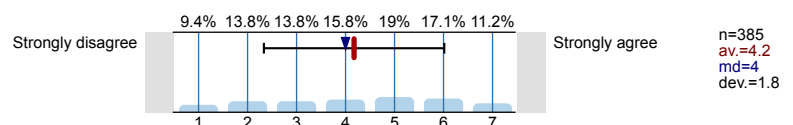
7.2) At this congress and in general, what is/are your main motivation(s) to ask a question? (select all that apply)

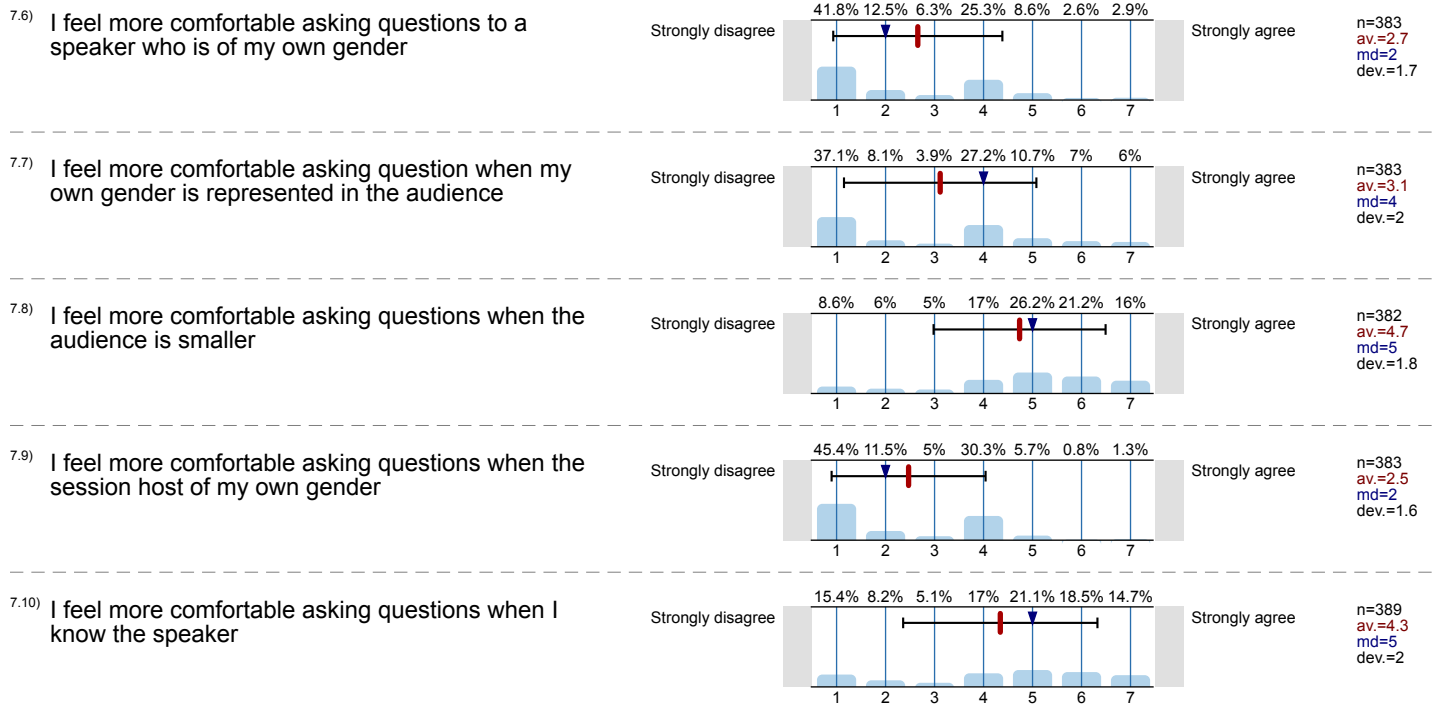


7.3) What factors, if any, contributed to your hesitation in asking a question during the Q&A sessions? (select all that apply)

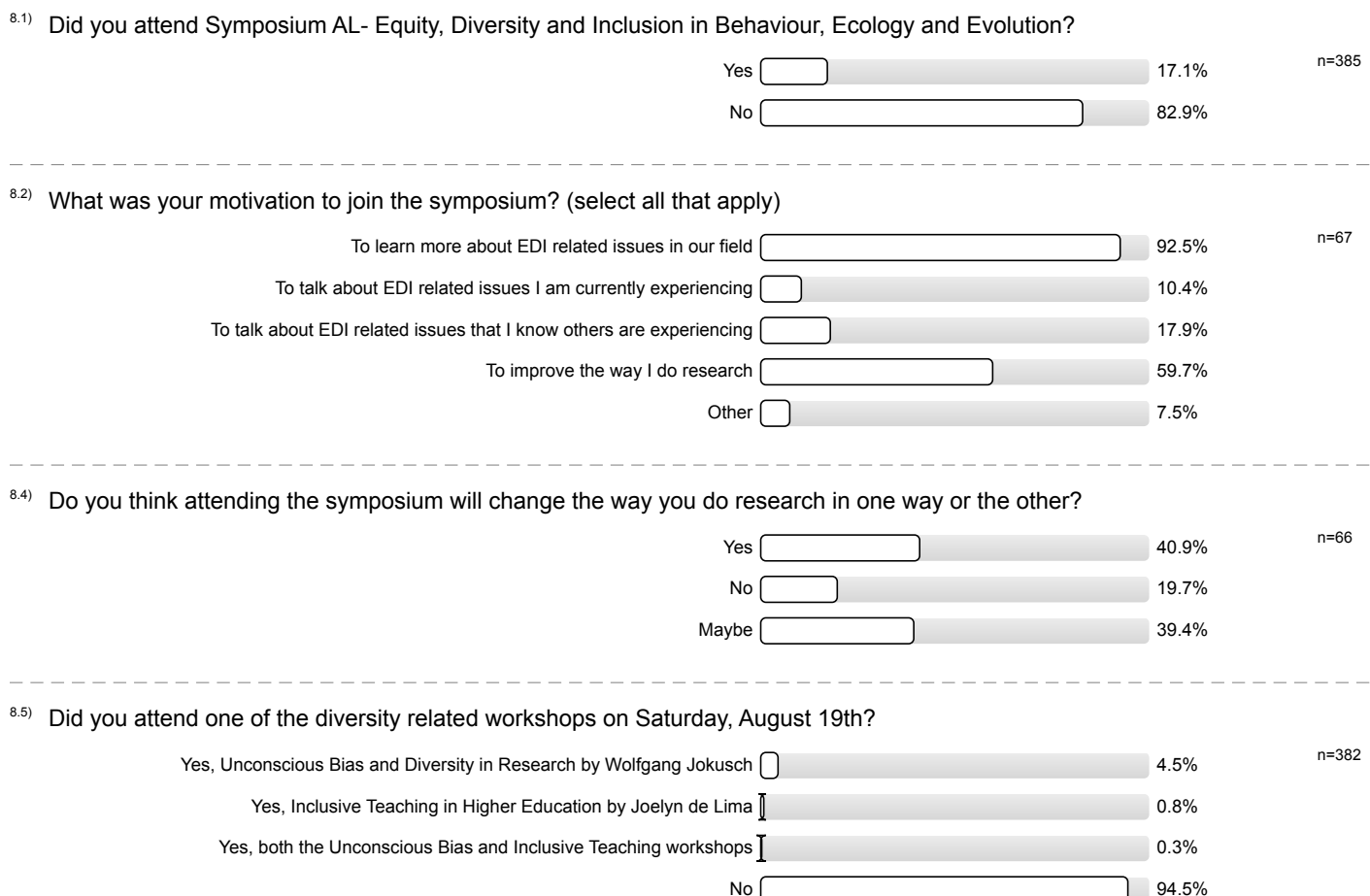


7.5) I feel comfortable asking questions during Q&A sessions

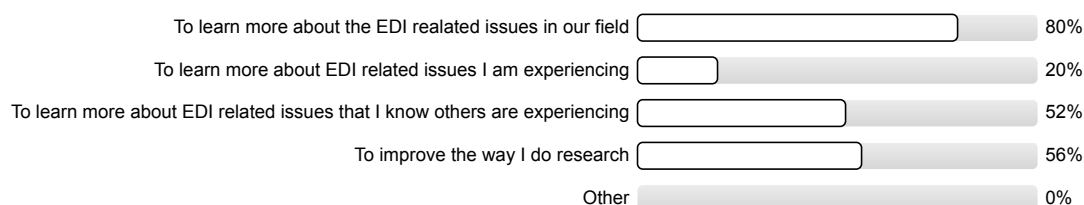




## 8. Equity, Diversity and Inclusion (EDI) Measures




## 8.6) What was your motivation to join the workshop(s)? (select all that apply)



n=25

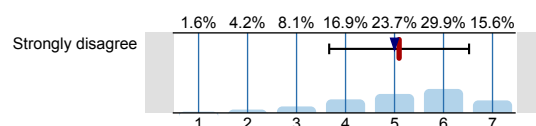
## 8.8) Do you think attending the workshop(s) will change the way you do research one way or the other?



n=21

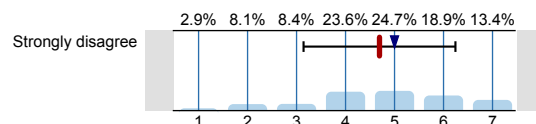
## 9. Perceived Equality

## 9.1) I think the Congress attendees represented the diversity of researchers in our field



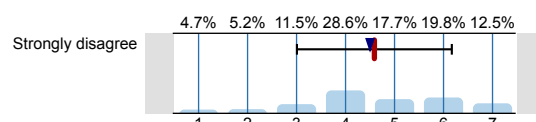
n=384  
av.=5.1  
md=5  
dev.=1.4

## 9.2) Our research field experiences equity, diversity and inclusion related issues (eg. racism, homophobia, harrassment, bullying etc)



n=381  
av.=4.7  
md=5  
dev.=1.6


## 9.3) I think the questions asked after the talks were equally divided across genders



n=384  
av.=4.6  
md=4.5  
dev.=1.6

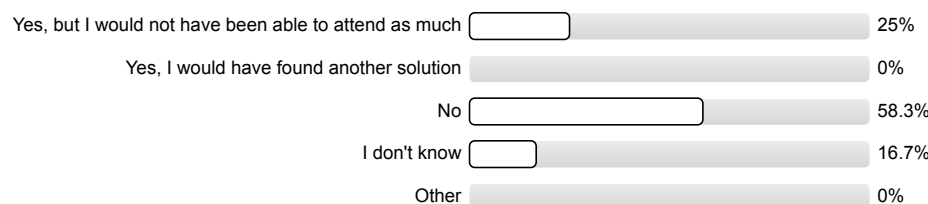
## 10. Childcare

## 10.1) Did you use the childcare service provided by the Congress?



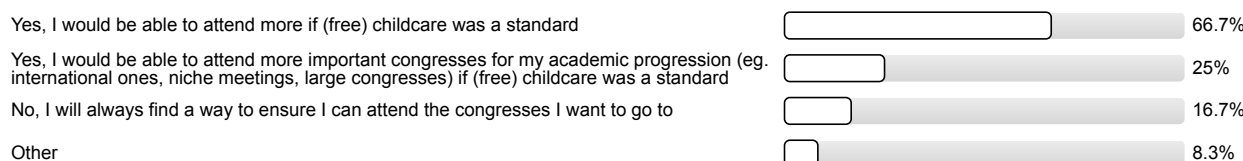
n=385

## 10.2) Would you have attended the Congress if there was no childcare service?



n=12


## 10.4) Does a lack of childcare prevent you from attending congresses in general? (select all that apply)




n=12

## 11. Disability

<sup>11.1)</sup> Do you have a disability?



<sup>11.2)</sup> Did you think we were able to accommodate to your disability?



# Profile

Subunit:

Freie Evaluation

Name of the instructor:

Tuba Rizvi

Name of the course:  
(Name of the survey)

Behaviour 2023 Post Congress Survey

Values used in the profile line: Mean

## 5. Self-assessment

5.1) I am an expert in my field	Strongly disagree						Strongly agree	n=386	av.=4.8	md=5.0	dev.=1.6
5.2) I fully understand the work presented in the talks that I attended	Strongly disagree						Strongly agree	n=386	av.=5.2	md=5.0	dev.=1.3
5.3) I feel comfortable speaking in English	Strongly disagree						Strongly agree	n=391	av.=6.4	md=7.0	dev.=1.0

## 6. Conference Experience

6.5) I felt heard during the conversations I had, both during Q&A sessions and social activities	Strongly disagree						Strongly agree	n=384	av.=5.9	md=6.0	dev.=1.4
6.6) I felt comfortable being myself	Strongly disagree						Strongly agree	n=385	av.=6.1	md=6.0	dev.=1.2
6.7) Attending the Behaviour 2023 congress helped me feel like I belong in my research field	Strongly disagree						Strongly agree	n=386	av.=5.8	md=6.0	dev.=1.4

## 7. Q&A Sessions

7.5) I feel comfortable asking questions during Q&A sessions	Strongly disagree						Strongly agree	n=385	av.=4.2	md=4.0	dev.=1.8
7.6) I feel more comfortable asking questions to a speaker who is of my own gender	Strongly disagree						Strongly agree	n=383	av.=2.7	md=2.0	dev.=1.7
7.7) I feel more comfortable asking question when my own gender is represented in the audience	Strongly disagree						Strongly agree	n=383	av.=3.1	md=4.0	dev.=2.0
7.8) I feel more comfortable asking questions when the audience is smaller	Strongly disagree						Strongly agree	n=382	av.=4.7	md=5.0	dev.=1.8
7.9) I feel more comfortable asking questions when the session host of my own gender	Strongly disagree						Strongly agree	n=383	av.=2.5	md=2.0	dev.=1.6
7.10) I feel more comfortable asking questions when I know the speaker	Strongly disagree						Strongly agree	n=389	av.=4.3	md=5.0	dev.=2.0

## 9. Perceived Equality

9.1) I think the Congress attendees represented the diversity of researchers in our field	Strongly disagree						Strongly agree	n=384	av.=5.1	md=5.0	dev.=1.4
9.2) Our research field experiences equity, diversity and inclusion related issues (eg. racism, homophobia, harrassment, bullying etc)	Strongly disagree						Strongly agree	n=381	av.=4.7	md=5.0	dev.=1.6
9.3) I think the questions asked after the talks were equally divided across genders	Strongly disagree						Strongly agree	n=384	av.=4.6	md=4.5	dev.=1.6