

# AXEL—a high pressure xenon gas TPC for $0\nu\beta\beta$ search

## AXEL

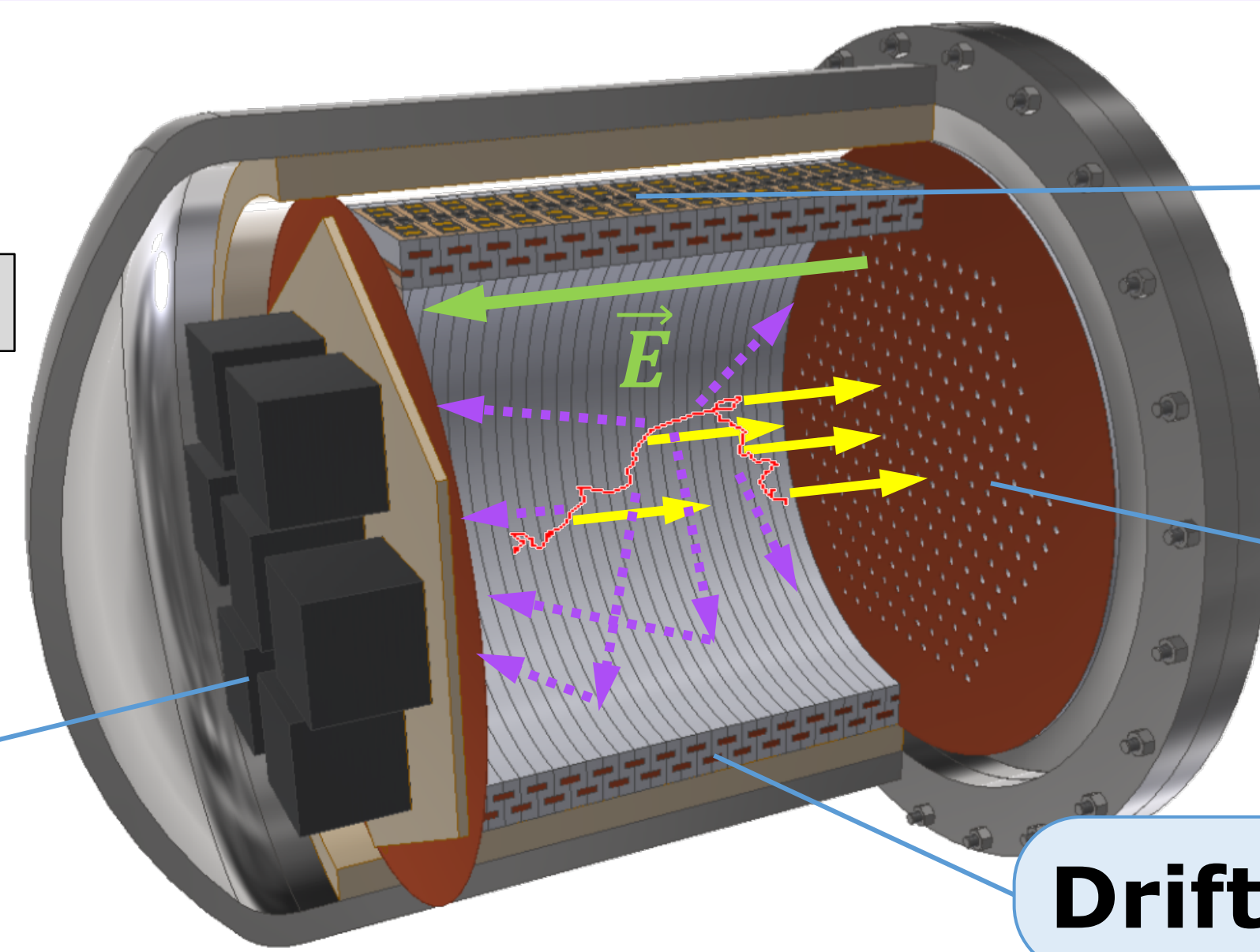
- A Xenon ElectroLuminescence detector (AXEL) is a high pressure xenon gas TPC to search for  $0\nu\beta\beta$  of  $^{136}\text{Xe}$ .
- The project is now in R&D phase.
  - 10-L prototype: Demonstration of our original detection method, ELCC
  - 180-L prototype: Evaluation of energy resolution near Q-value (2.458 MeV)

### Feature

- ✓ **Large mass**
  - high pressure up to 10 bar
  - good scalability with solid structure
- ✓ **High energy resolution**
  - targeting 0.5% FWHM @Q-value
- ✓ **Background rejection by tracking**

### Concept Drawing

PMTs  
for time-zero signal of TPC



**Cockcroft-Walton Voltage multiplier**  
for HV generation

**ELCC**  
energy measurement & tracking

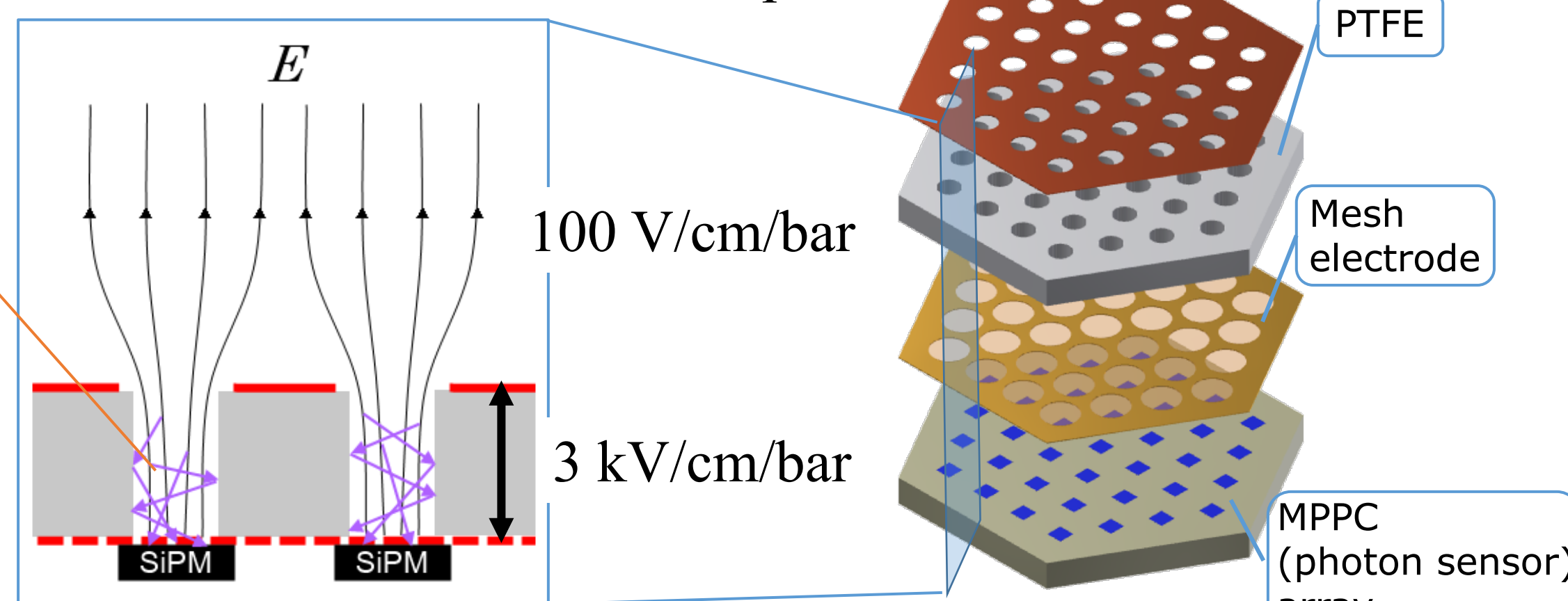
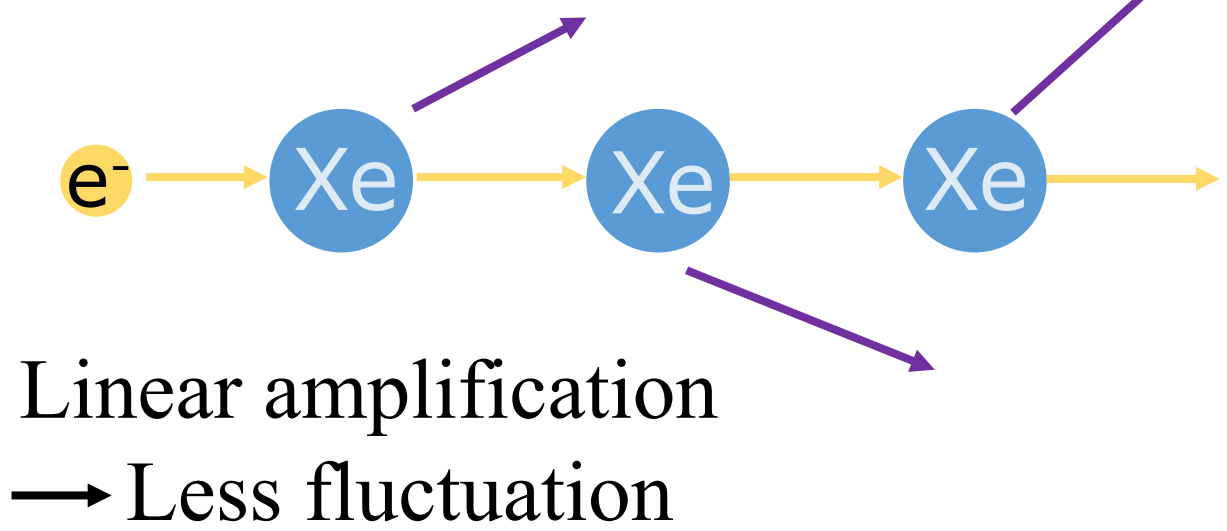
**Drift field cage**

— Drifting electrons  
— Scintillation photons

## ELCC

Electroluminescence Light Collection Cell (ELCC) is our original device to detect ionization electrons via EL process.


### EL process



The usefulness of EL process in  $0\nu\beta\beta$  search is demonstrated in the pioneering work by the NEXT collaboration. In addition, ELCC has following features.

- EL amplification in a cell
  - EL gain does not depend on initial position of an electron.
- Rigid structure
  - No distortion like mesh.

Two options for cell arrangement




Hexagonal  
—now under research

Tetragonal

High energy resolution is achievable even in large detector.

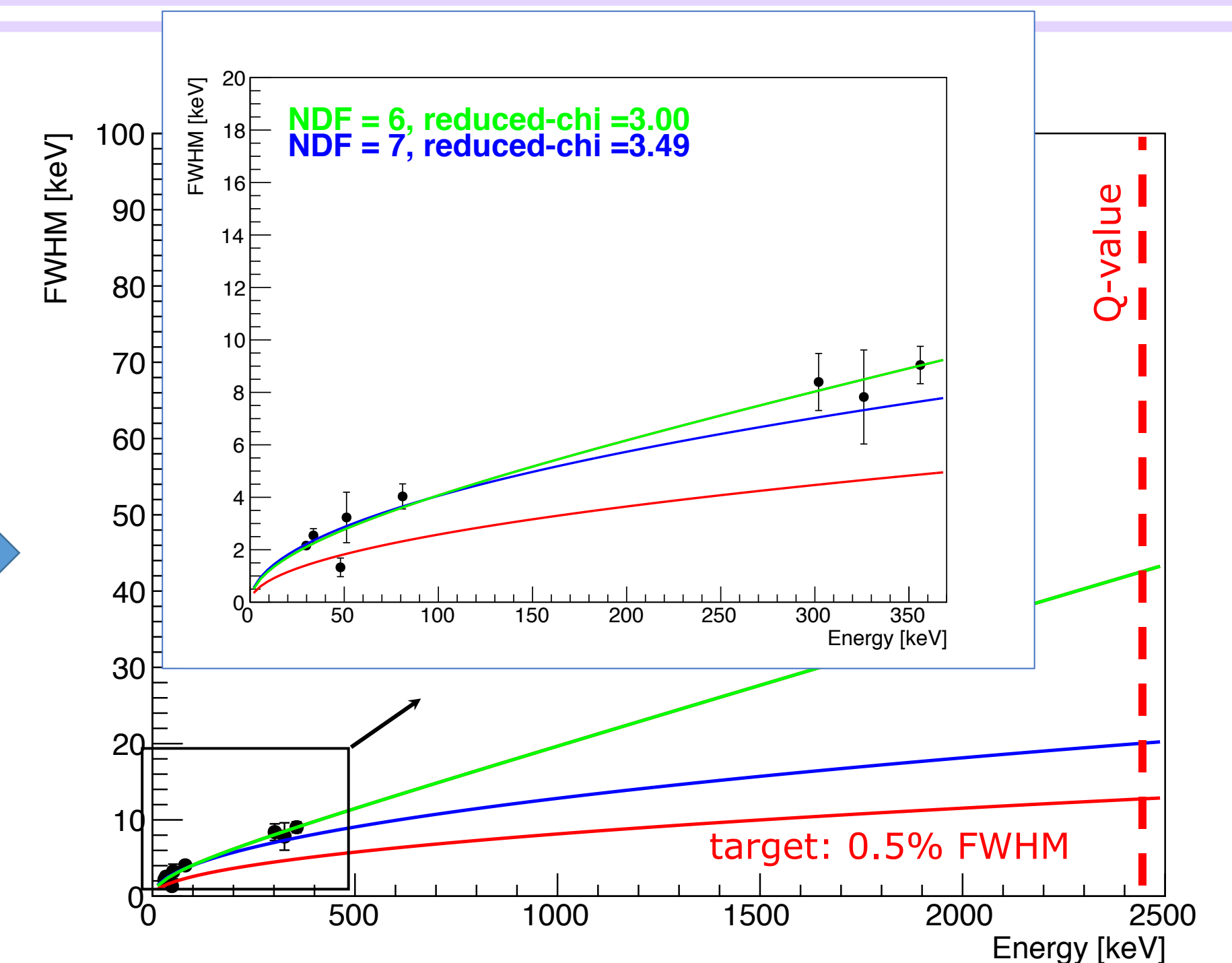
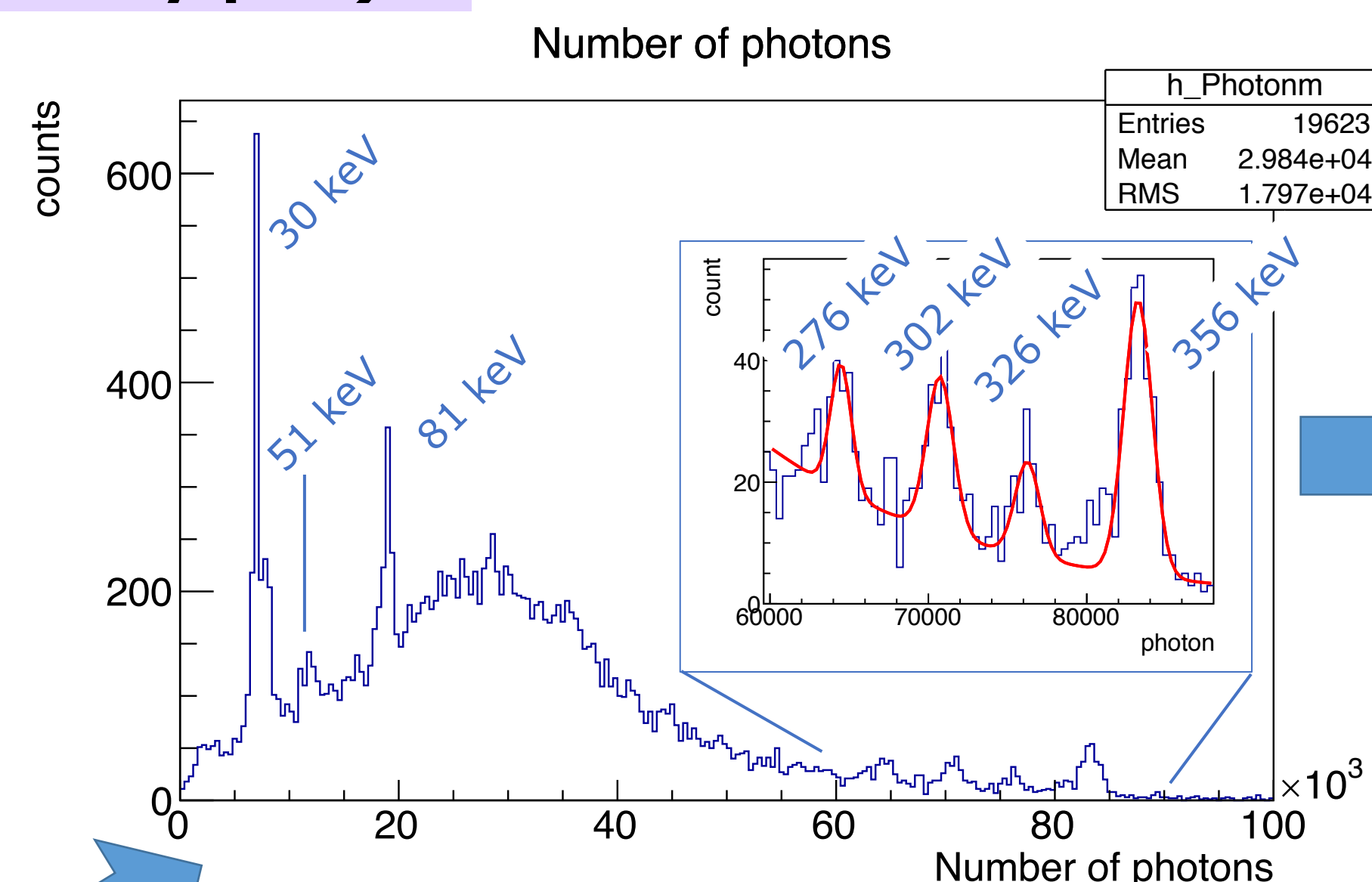
## Energy resolution (10-L prototype)



### Conditions

Gas	Xe 8 bar
$E_{EL}$	2.375 kV/cm/bar
$E_{drift}$	83 V/cm/bar
Source	$^{133}\text{Ba}$

After several cuts (fiducial cut, FADC saturation cut, ...) and corrections (cell by cell gain correction, MPPC saturation correction, ...)



Extrapolating the energy resolution to Q-value(2.458 MeV)

by  $A\sqrt{E}$  (only statistics) : **0.82% FWHM**  
by  $A\sqrt{E} + BE^2$  (with any other causes) : **1.74% FWHM**

It is required to evaluate the energy resolution near Q-value.  
→ **180-L prototype!!**

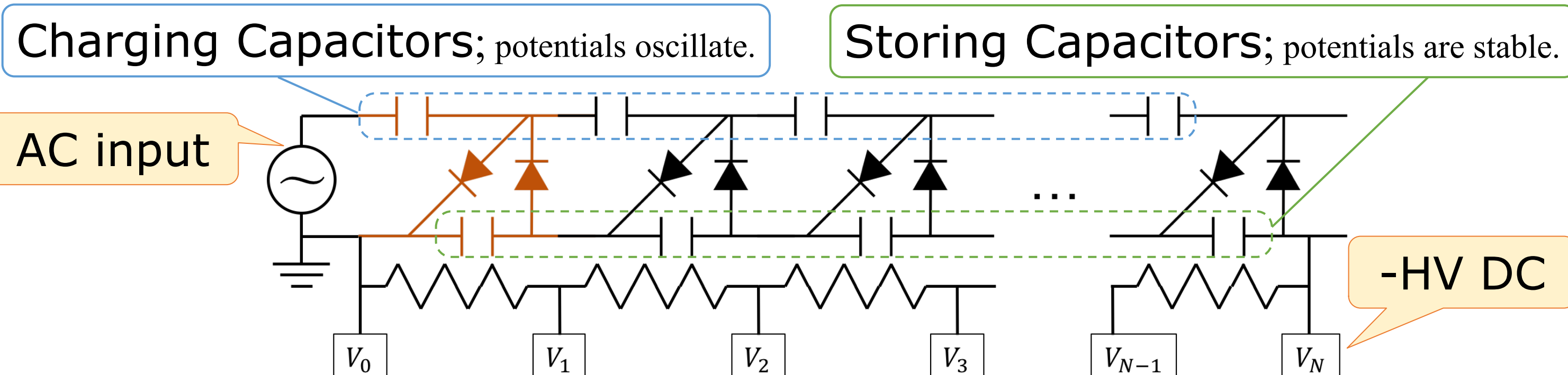
## For 180-L prototype & a future larger detector

### Cockcroft-Walton voltage multiplier

The voltage of the drift top electrode will be **65 kV** for 180-L prototype, and **few hundred kV** for future detector.

**!! Electric discharge on the feedthrough will become a severe problem !!**

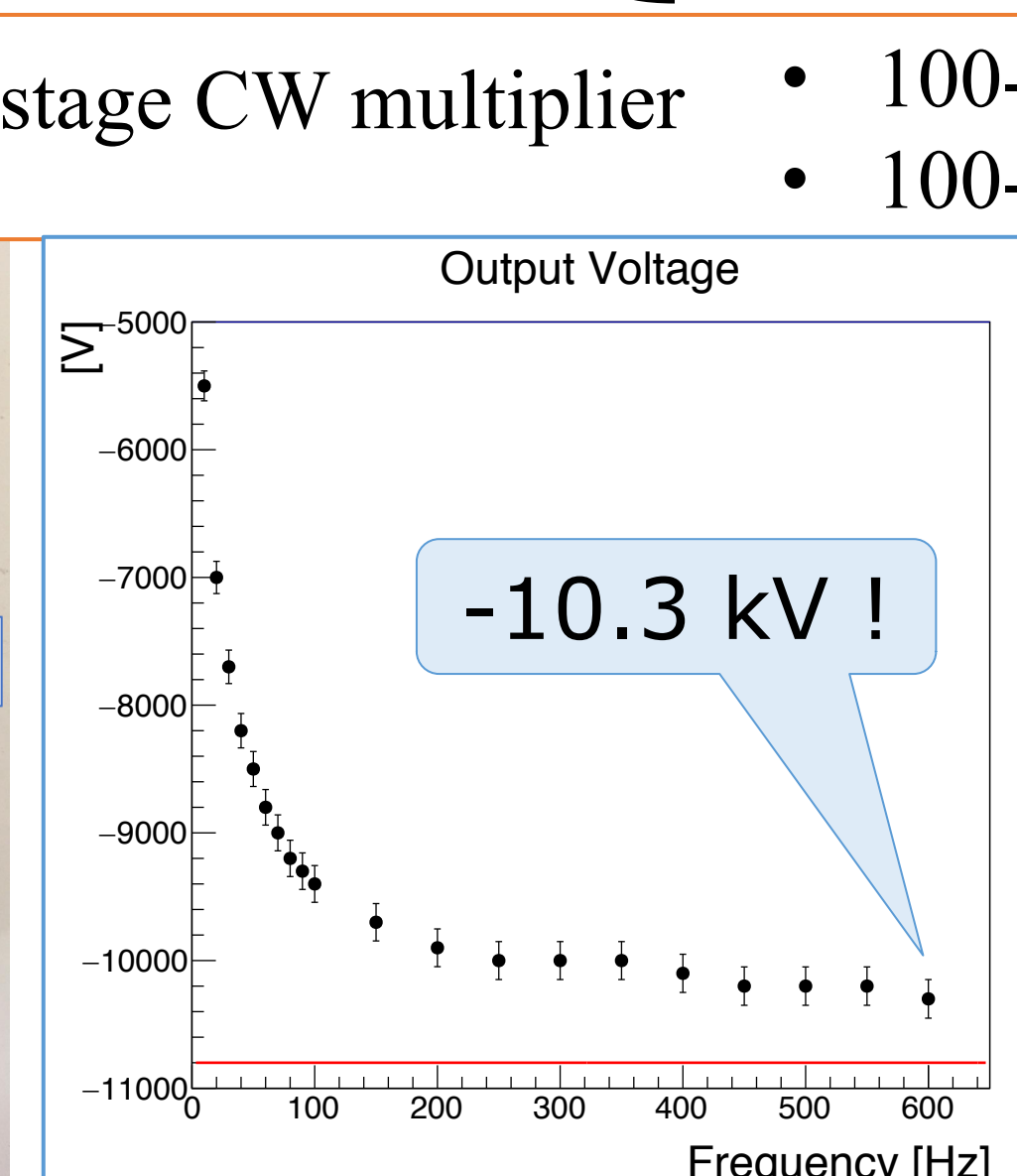

Applying relatively low AC voltage (few kV) and convert it to DC high voltage in the pressure vessel with Cockcroft-Walton (CW) voltage multiplier.



### CW multiplier on a FPC

For use in xenon gas, only low-outgassing materials are allowed.

- Polyimide-based Flexible Print Circuit (FPC)
- Electrically conductive epoxy



- 100-nF capacitors
- 100-M $\Omega$  resistors; two for each stage

We achieved output of **10.3 kV** with input amplitude of 540 V.

The output voltage was stable for at least 12 hours.

Higher voltage is expected to be generated with higher input or more stages.

! The effect of electrical noise caused by charging capacitors is under investigation. !

## Drift field cage

The drift field cage for a larger detector must

- form a strong and uniform field(100 V/cm/bar  $\pm 5\%$ ) over a large volume.
- prevent an electric discharge between the vessel and an electrode of the cage.
- reflect scintillation photons (VUV;  $\lambda \sim 175$  nm) on PMTs.

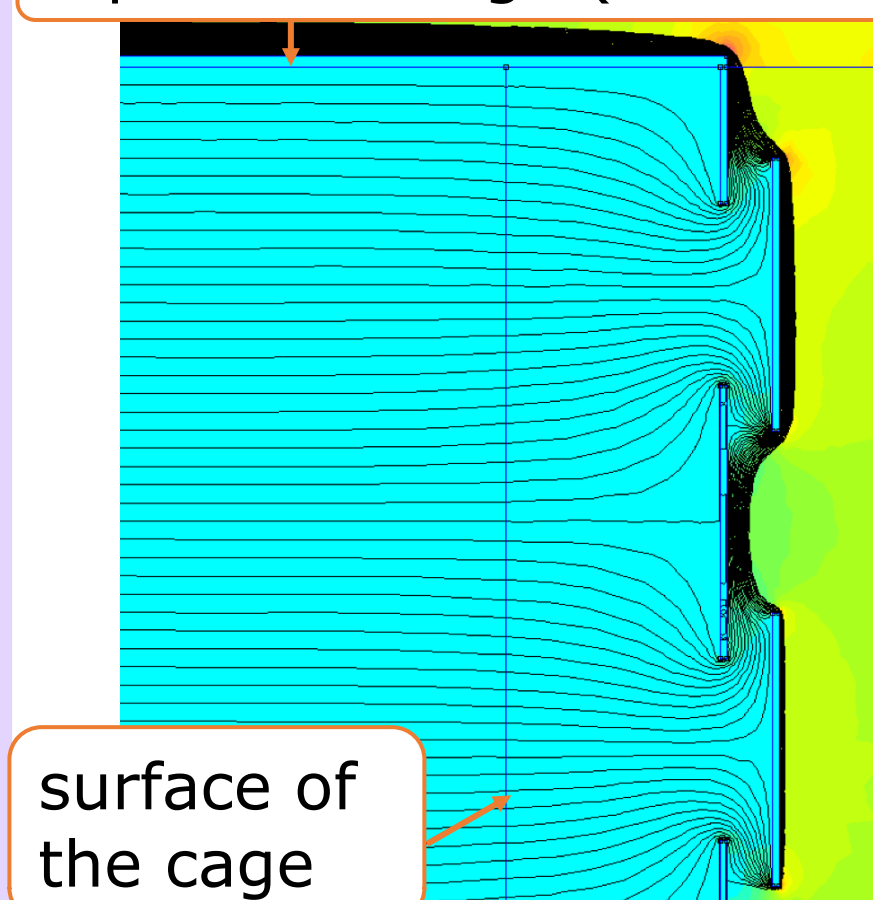
### Double strip structure

Strip electrodes of two different radius with a little overlaps.

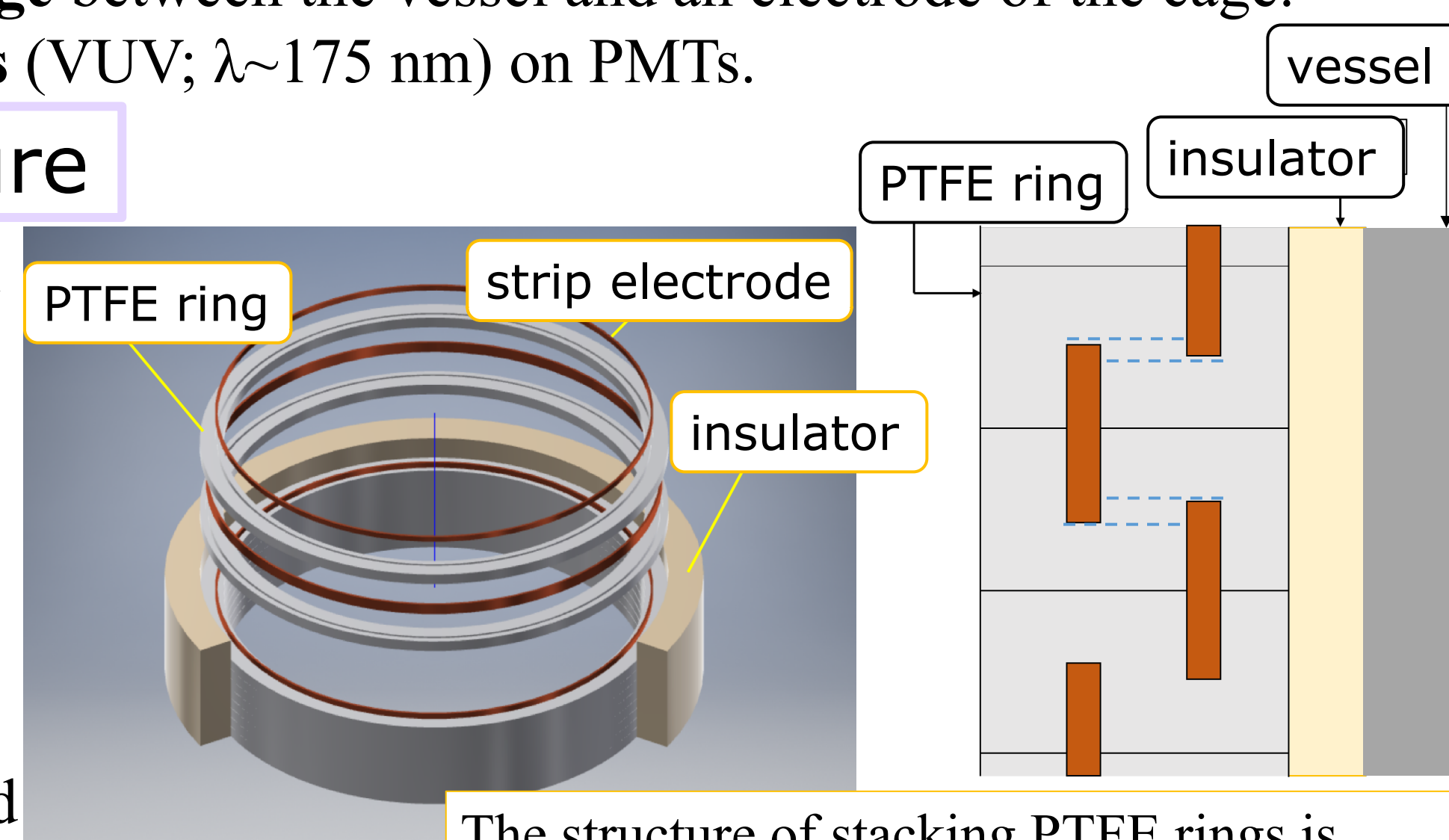
The potential of vessel (0 V) do not affect the fiducial volume.

Good uniformity of electric field even on the surface of the cage

top of field cage (PMT side)



surface of the cage



The structure of stacking PTFE rings is based on the field cage of LZ experiment.

A test of this structure in 10-L prototype is ongoing!!



## Other developments

- Front end board
- Calibration system for more than 1,000 MPPCs
- Background rejection by tracking with deep learning technique
- Positive ion detection for less diffusional tracking