

Bayesian inference of an individual-based mutualistic network

12_05

Net 12_05

```
library(BayesianNetworks)
library(network.tools)
library(tidyverse)
theme_set(theme_minimal())
options(mc.cores = 4)
```

Data

Load dataset and sampling effort per individual plant:

```
web <- readr::read_csv(here::here("data/nets_raw", paste0(params$net, "_int.csv"))) |>
  arrange(ind)
```

```
## Rows: 10 Columns: 9
## -- Column specification -----
## Delimiter: ","
## chr (1): ind
## dbl (8): Dicaeum_erythrorhynchos, Pycnonotus_cafer, Megalaima_haemacephala, Pycnonotus_luteolus, Psi
##
## i Use 'spec()' to retrieve the full column specification for this data.
## i Specify the column types or set 'show_col_types = FALSE' to quiet this message.
```

```
mat <- as.matrix(web[, -1])
mat <- apply(mat, c(1,2), as.integer)
rownames(mat) <- web$ind
```

```
# create numeric vector of sampling effort for each plant with names = plant id
effort <- readr::read_csv(here::here("data/nets_attr", paste0(params$net, "_attr.csv"))) |>
  select(ind, starts_with("se_")) |>
  filter(ind %in% web$ind) |>
  arrange(ind)
```

```
## Rows: 10 Columns: 7
## -- Column specification -----
## Delimiter: ","
## chr (4): ind, neigh_inter, neigh_intra, fruit_color
## dbl (3): crop, se_obs_h, seeds_per_fruit
```

```
##
## i Use 'spec()' to retrieve the full column specification for this data.
## i Specify the column types or set 'show_col_types = FALSE' to quiet this message.
```

```
## If there is only one column with sampling effort, use it:
if (!net %in% c("10_01", "15_01", "18_01", "18_02", "20_01", "21_01", "21_02")) {
  effort <- effort |>
    pull(starts_with("se_"), name = "ind")
}

# Otherwise, select sampling effort column in some specific nets:
if (net == "10_01") {
  effort <- effort |>
    mutate(se_cam_days = se_cam_h/24) |>
    pull(se_cam_days, name = "ind")
}

if (net == "15_01") {
  effort <- effort |>
    pull(se_cam_days, name = "ind")
}

if (net %in% c("18_01", "18_02", "20_01")) {
  effort <- effort |>
    mutate(se_bc_months = se_bc_days/30) |>
    pull(se_bc_months, name = "ind")
}

if (net %in% c("21_01", "21_02")) {
  effort <- effort |>
    pull(se_obs_h, name = "ind")
}

## Some nets may require adjusting of the count data or effort values
## Insert that here eg.
# if (params$net == "01_01") {
#   mat <- round(mat/10)
#   mat <- apply(mat, c(1,2), as.integer)
# }

stopifnot(identical(length(effort), nrow(mat)))
stopifnot(identical(names(effort), rownames(mat)))

summary(as.numeric(mat))
```

```
##      Min. 1st Qu.  Median    Mean 3rd Qu.    Max.
## 0.0000  0.0000  0.0000  0.7625  1.0000 10.0000
```

```
if (max(mat) > 500) {
  stop("More than 500 counts in some cell(s)")
}

summary(effort)
```

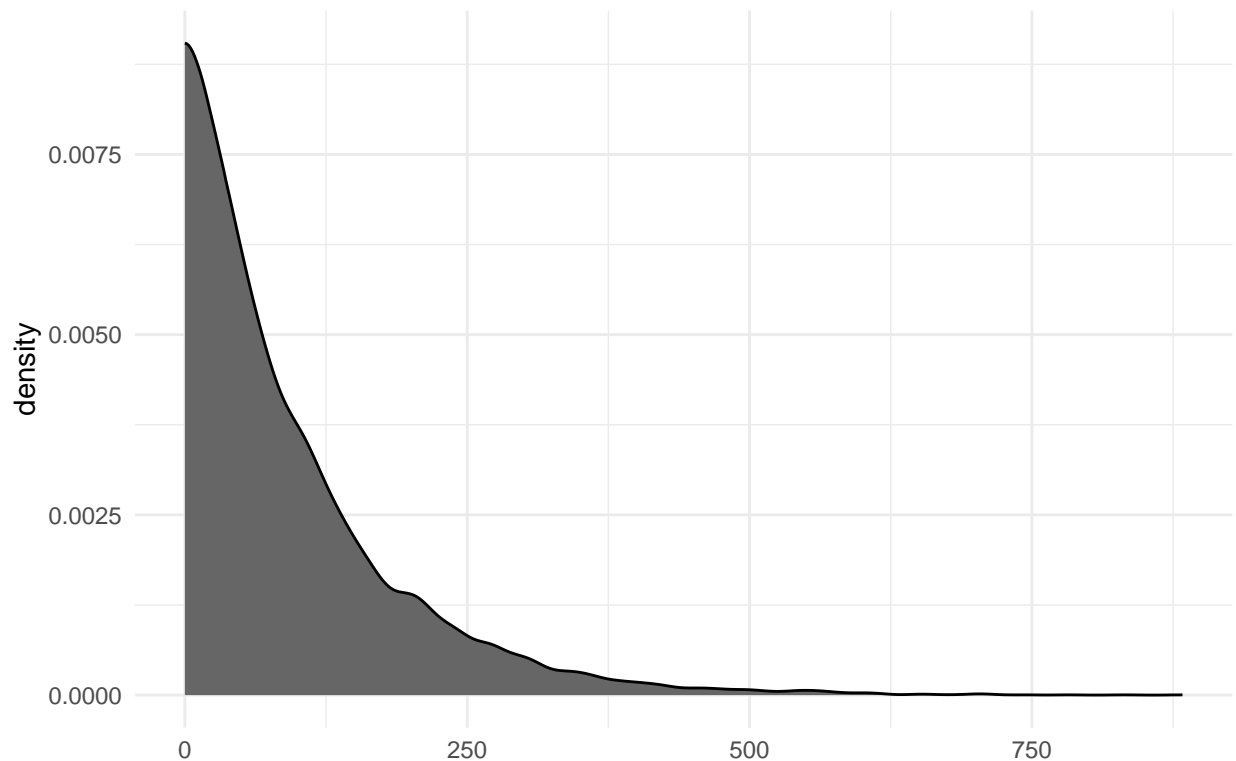
##	Min.	1st Qu.	Median	Mean	3rd Qu.	Max.
##	1.80	2.00	2.00	2.03	2.00	2.30

```
if (max(effort) > 500) {
  stop("Sampling effort > 500 for some plants")
}
```

Bayesian inference of network structure

```
dt <- prepare_data(mat, sampl.eff = effort)
plot_prior(params$beta)
```

Prior probability for r (preference) parameter with beta = 0.01



```
fit <- fit_model(dt,
  refresh = 0,
  beta = params$beta,
  model = params$model,
  # max_treedepth = 15,
  # init = function() list(r = runif(1, 0, 20000)),
  iter_warmup = params$iter,
  iter_sampling = params$iter,
  thin = 4 * params$iter / 1000)
```

```
## Running MCMC with 4 parallel chains...
##
## Chain 2 finished in 4.7 seconds.
## Chain 4 finished in 5.0 seconds.
## Chain 1 finished in 5.1 seconds.
## Chain 3 finished in 5.1 seconds.
##
## All 4 chains finished successfully.
## Mean chain execution time: 5.0 seconds.
## Total execution time: 5.1 seconds.
```

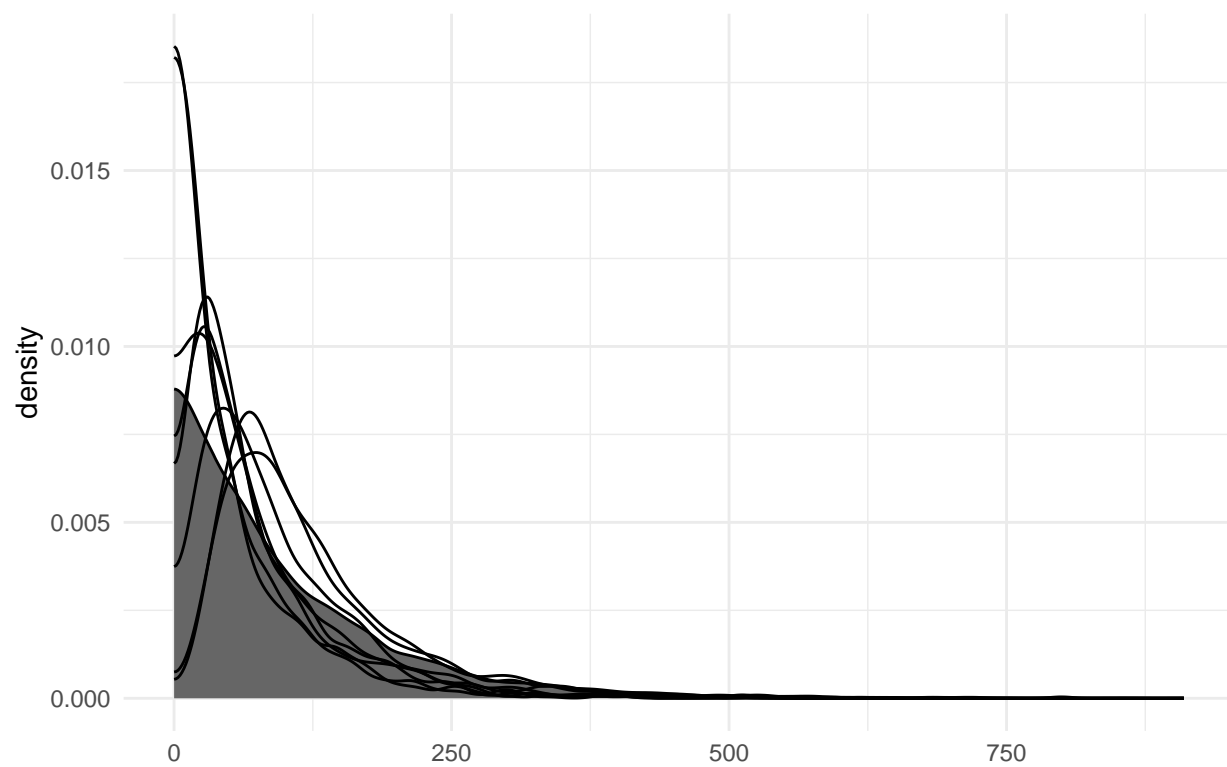
```
get_seed(fit)
```

```
## [1] 2060517778
```

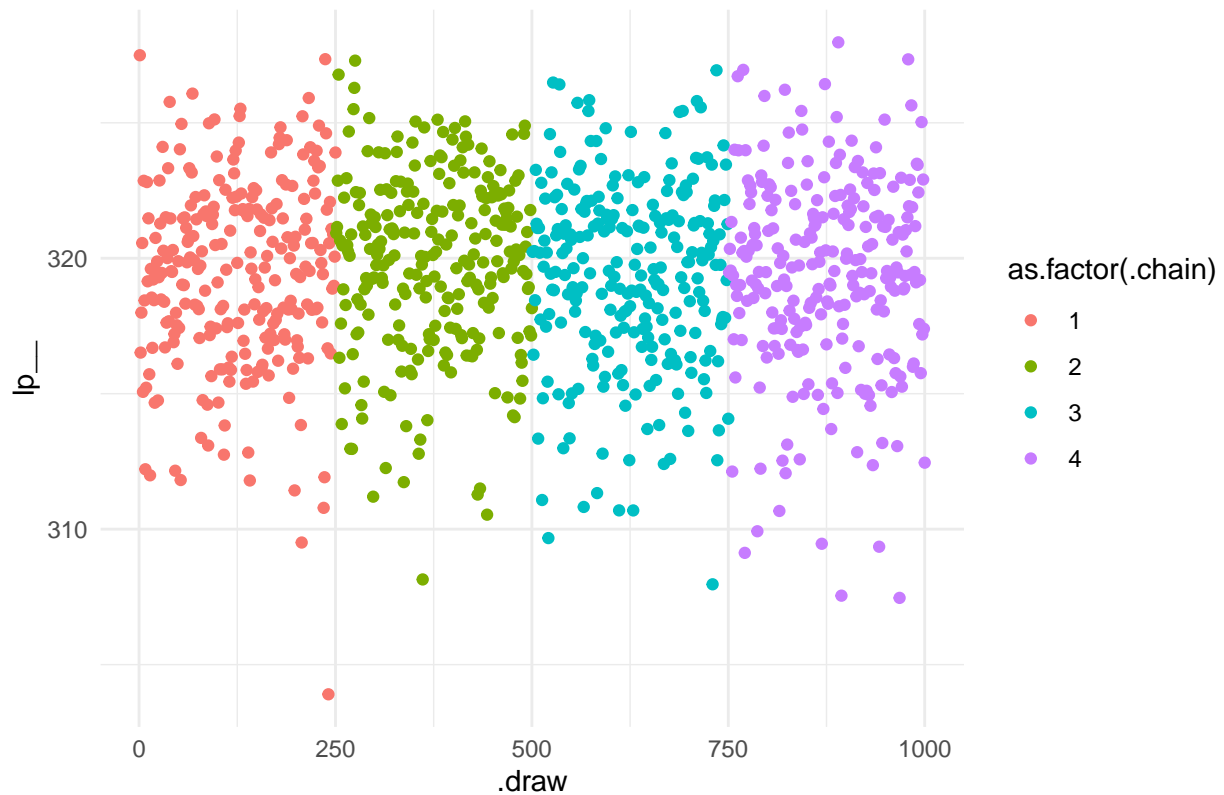
```
check_model(fit, data = dt)
```

```
## Processing csv files: C:/Users/frodr/AppData/Local/Temp/RtmpkDNfRE/varying_preferences-202406241426-
##
## Checking sampler transitions treedepth.
## Treedepth satisfactory for all transitions.
##
## Checking sampler transitions for divergences.
## No divergent transitions found.
##
## Checking E-BFMI - sampler transitions HMC potential energy.
## E-BFMI satisfactory.
##
## Effective sample size satisfactory.
##
## Split R-hat values satisfactory all parameters.
##
## Processing complete, no problems detected.
```

Preference (r) parameter: prior (dark grey) vs posterior (light grey) distribu



Log posterior across chains



Posteriors

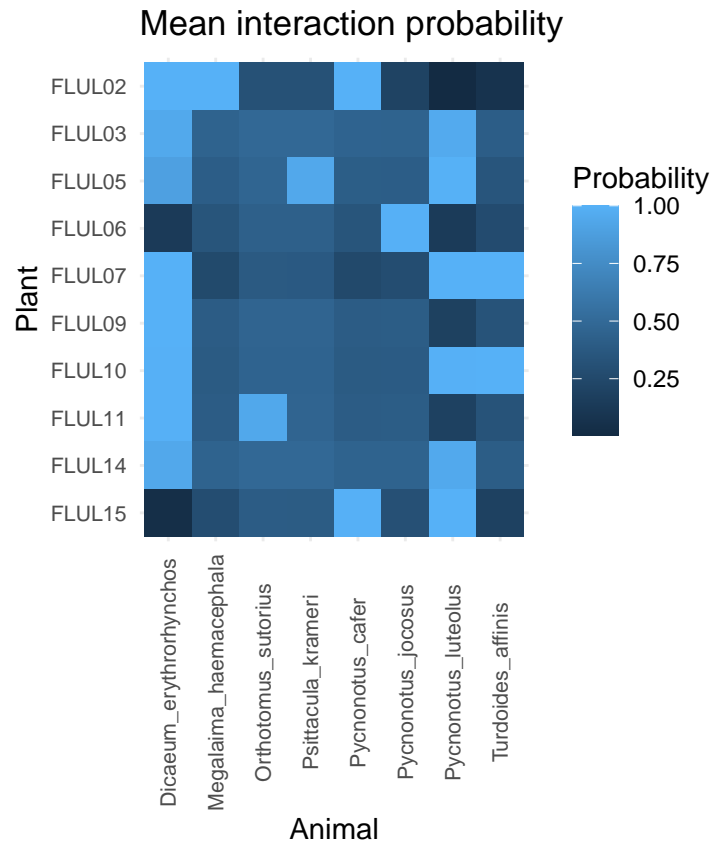
Get posterior distributions:

```
post <- get_posterior(fit, dt)
head(post)
```

```
## # A tibble: 6 x 11
## # Groups:   Animal, Plant [6]
##   Plant  Animal      .chain .iteration .draw connectance preference plant.abund animal.abund int.pr
##   <chr>  <chr>      <int>      <int> <int>      <dbl>      <dbl>      <dbl>      <dbl>      <dbl>
## 1 FLUL02 Dicaeum_ery~      1          1      1          0.434      85.2          0.265          0.231      1
## 2 FLUL03 Dicaeum_ery~      1          1      1          0.434      85.2          0.0412          0.231      0.929
## 3 FLUL05 Dicaeum_ery~      1          1      1          0.434      85.2          0.0428          0.231      0.924
## 4 FLUL06 Dicaeum_ery~      1          1      1          0.434      85.2          0.131          0.231      0.004
## 5 FLUL07 Dicaeum_ery~      1          1      1          0.434      85.2          0.164          0.231      1
## 6 FLUL09 Dicaeum_ery~      1          1      1          0.434      85.2          0.0955          0.231      1.00
```

Mean edge probability:

```
plot_interaction_prob(post)
```

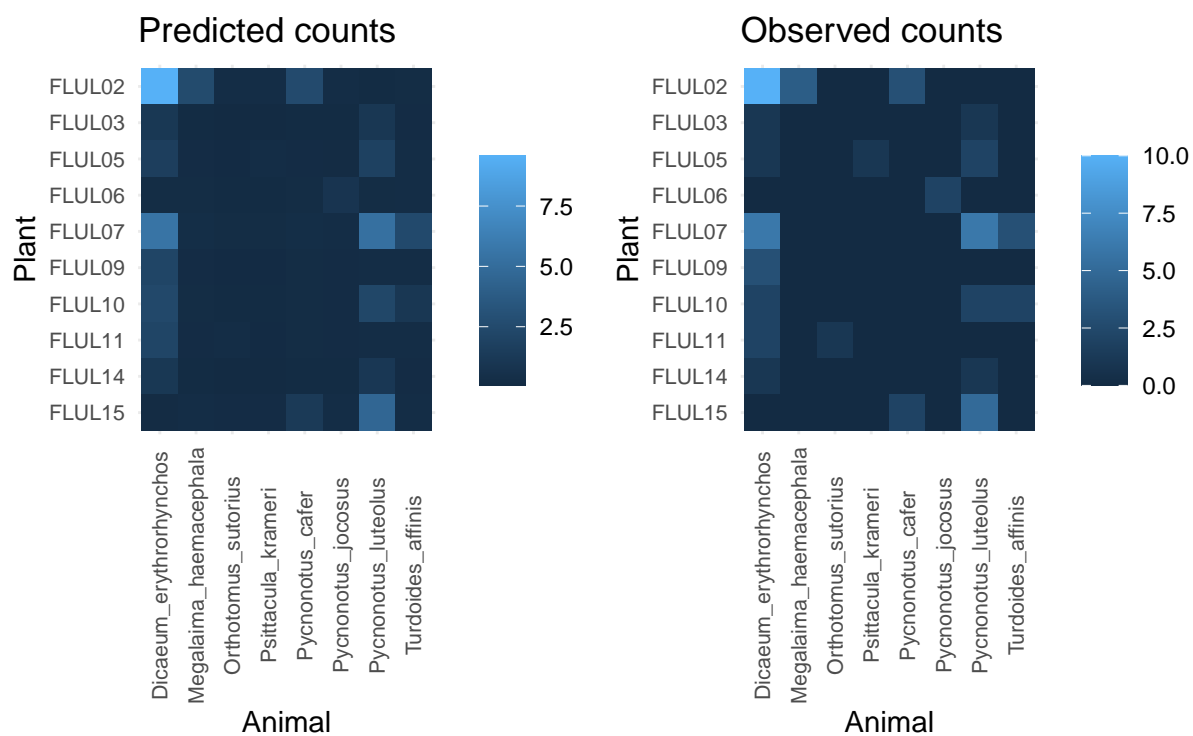


Generate predicted visits for each pairwise interaction

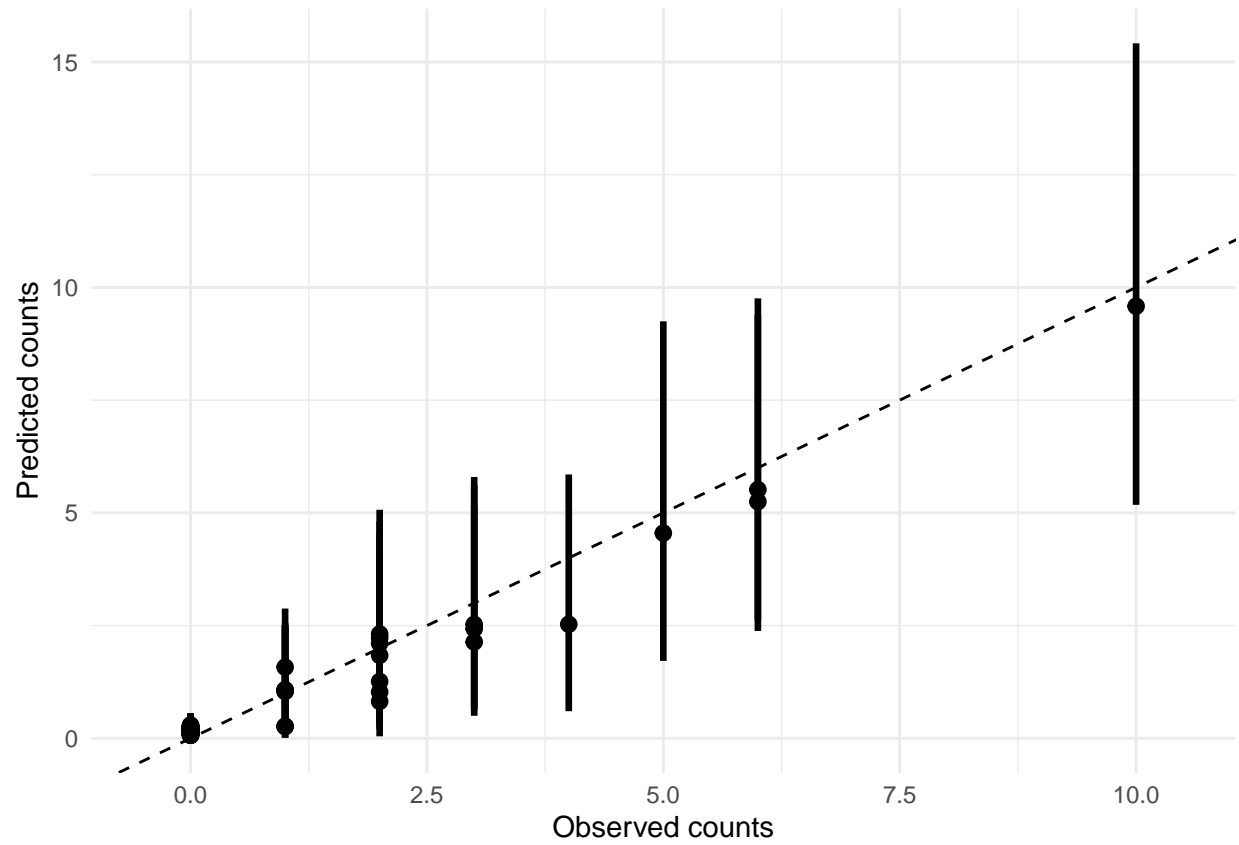
```
post.counts <- predict_counts(fit, dt)
```

Compare observed and predicted visits by the model:

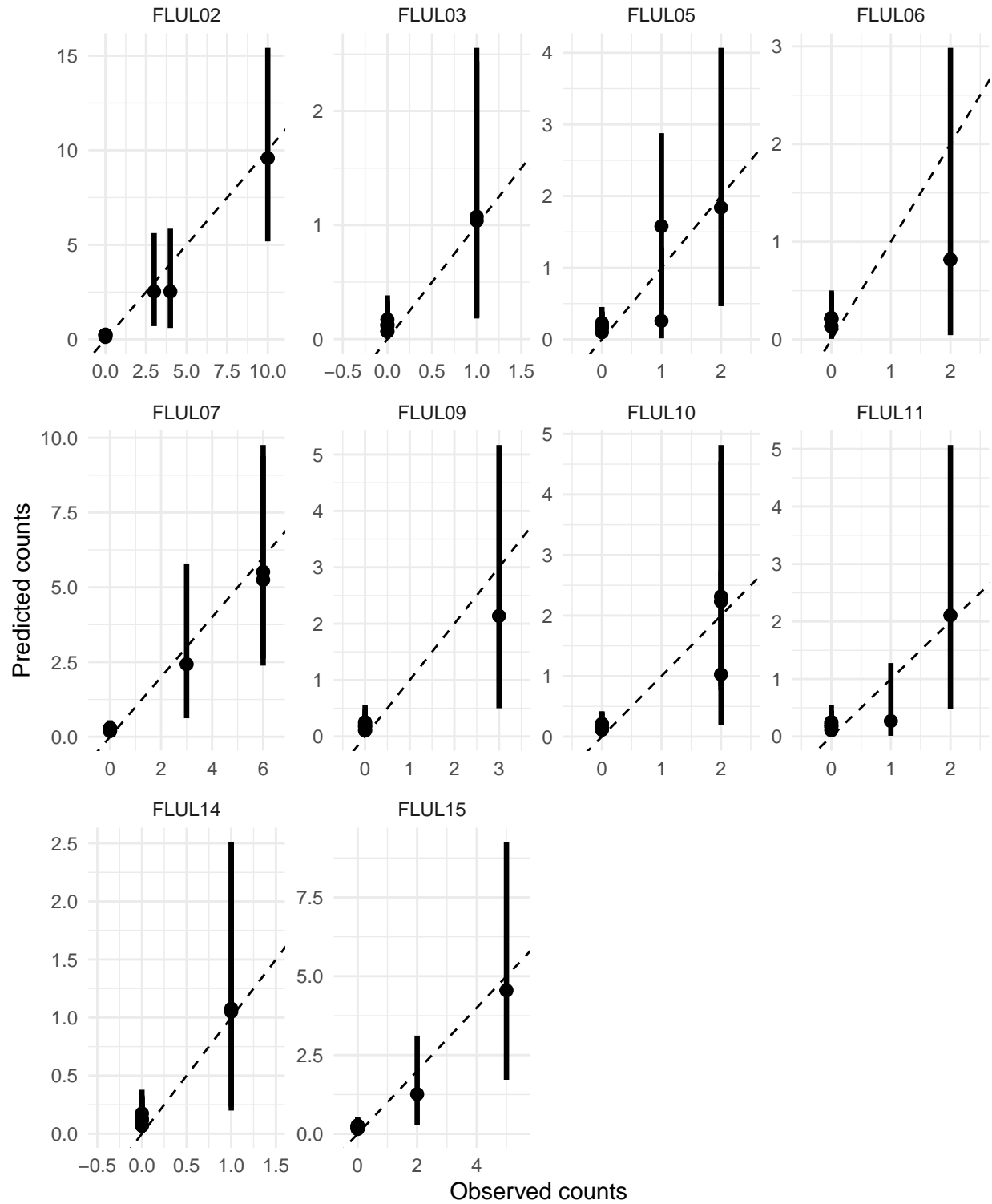
```
p <- plot_counts_pred(post.counts, sort = FALSE)
o <- plot_counts_obs(mat, sort = FALSE, zero.na = FALSE)
library(patchwork)
p + o
```



```
plot_counts_pred_obs(post.counts, dt)
```

```
plot_counts_pred_obs(post.counts, dt, byplant = TRUE, scales = "free")
```



```
saveRDS(post.counts, here::here(paste0("data/nets_post/", params$net, "_post_counts.rds")))
```