

Subterranean production of ^{39}Ar and implications for Doe Canyon well gas

Ondřej Šrámek¹ and William F. McDonough^{2,3}

¹ Department of Geophysics, Charles University, Prague, Czech Republic, ondrej.sramek@gmail.com

² Department of Geology, University of Maryland, College Park, Maryland USA, mcdonoug@umd.edu

³ Research Center of Neutrino Sciences and the Department of Earth Sciences, Tohoku University, Japan



Presented at the Low-Radioactivity Underground Argon workshop at Pacific Northwest National Laboratory
in Richland, Washington USA, on 20 March 2018

Argon

^{36}Ar ... primordial, stable

^{38}Ar ... primordial, stable

^{40}Ar ... radiogenic, stable

^{37}Ar ... radioactive, $t_{1/2} = 35 \text{ d}$

^{39}Ar ... radioactive, $t_{1/2} = 269 \text{ y}$

^{42}Ar ... radioactive, $t_{1/2} = 32.9 \text{ y}$

Atmosphere

Argon the third most abundant gas ($\sim 1\%$)

^{40}Ar from degassing of Earth (decay of ^{40}K)

^{39}Ar produced cosmogenically: $^{40}\text{Ar}(n,2n)^{39}\text{Ar}$

$^{39}\text{Ar}/\text{Ar} = 8 \times 10^{-16} \rightarrow \sim 1 \text{ decay per sec per kg}$

$^{40}\text{Ar}/^{36}\text{Ar} = 295$

Underground

^{40}Ar produced by electron capture on ^{40}K

^{39}Ar nucleogenic production

Interest in ^{39}Ar

- **Particle physics** – dark matter searches ... seeking low radioactivity argon as target for WIMP detection
- **Hydrology** – environmental radioactive tracer ... timescales and pathways of ground-water transport
- **Geophysics** – underground ^{39}Ar of nucleogenic (and not cosmogenic) origin carries signature of source rock composition, esp. concentration in K, Th, U

Geophysical interest

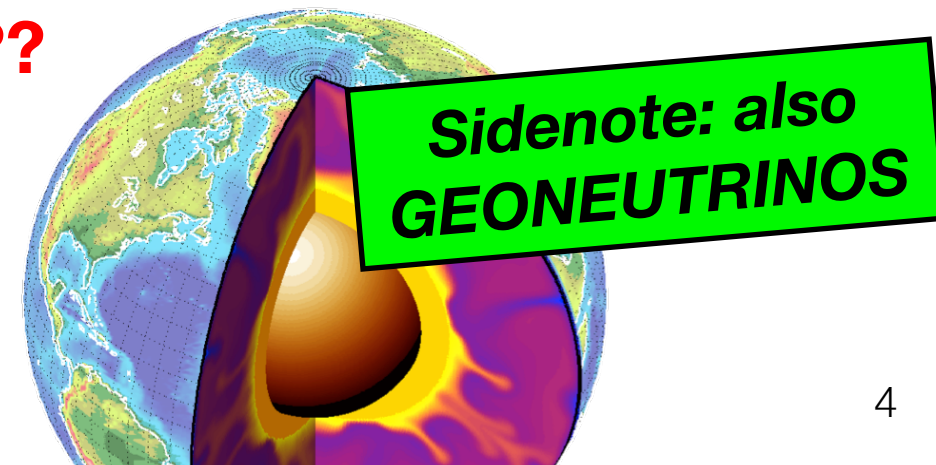
- O, Fe, Si, Mg make up 93% of Earth's mass
- + Al, Ca, Ni → 98% of Earth's mass
- tens ppb of **U** ($\sim 10^{-8}$)
- four times as much **Th** (Th/U ~ 4)
- a few hundred ppm **K** (K/U $\sim 10^4$)
- Long-lived radionuclides ^{238}U , ^{232}Th , ^{40}K account for **>99%** of radiogenic heat produced in the Earth
- **A factor of 3 uncertainty in the amount of U, Th, K in the Earth...**
- **How much power available to power plate tectonics, mantle convection?? Energy balance of the planet??**

Chemistry of the Earth

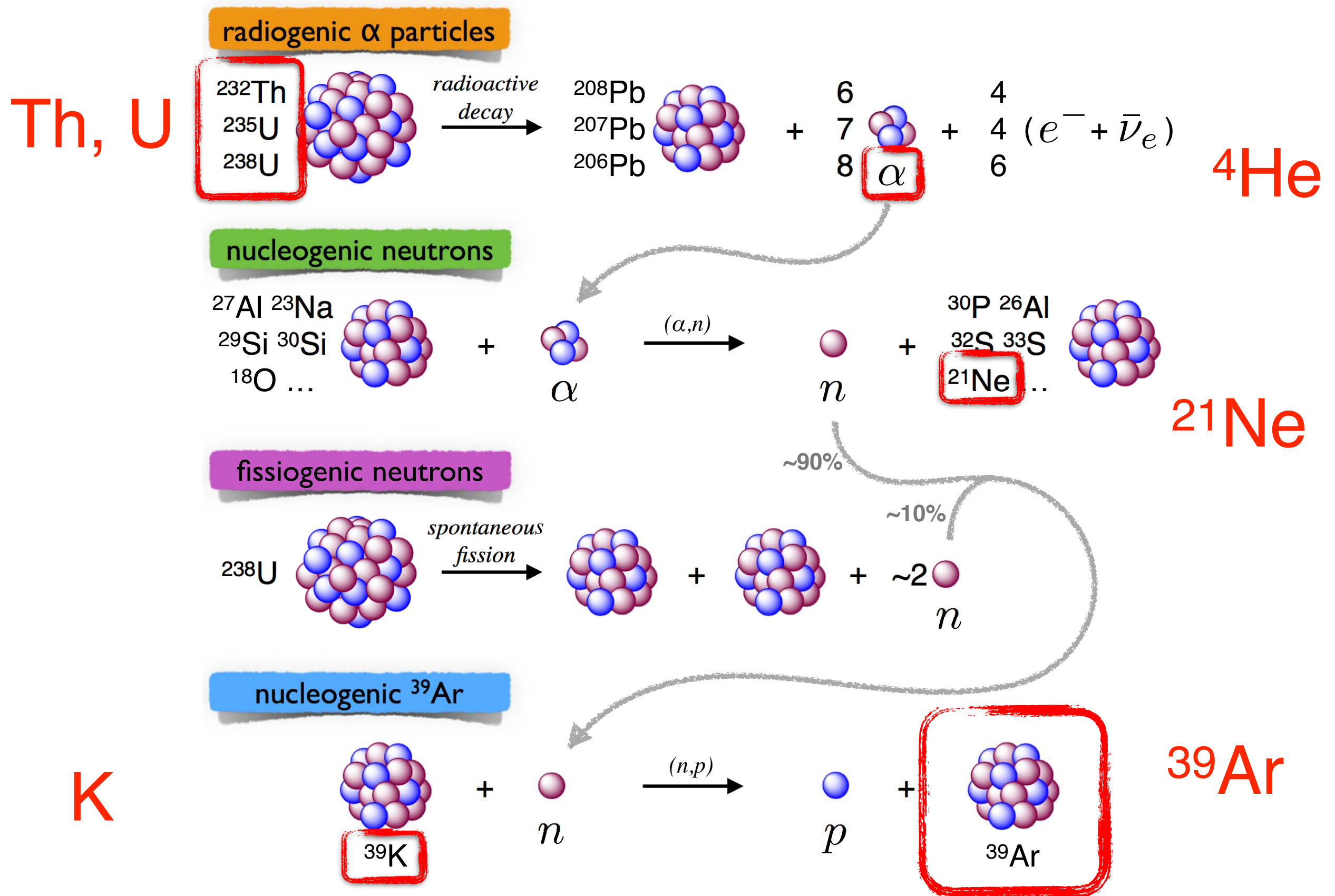
For elements with no stable isotopes, the mass number of the isotope with the longest half-life is in parentheses.

Periodic Table Design and Interface Copyright © 1997 Michael Dayah. <http://www.ptable.com/> Last updated: May 27, 2008

Dynamics and thermal evolution of the Earth

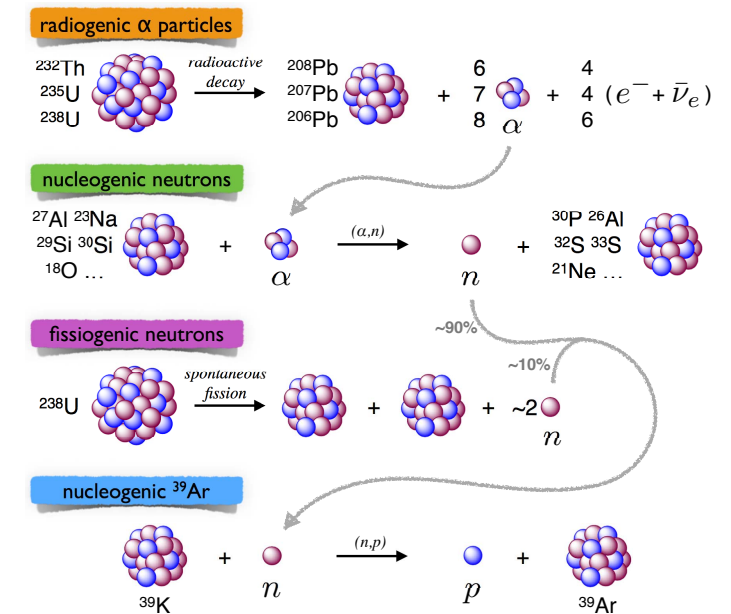


Underground production of noble gases

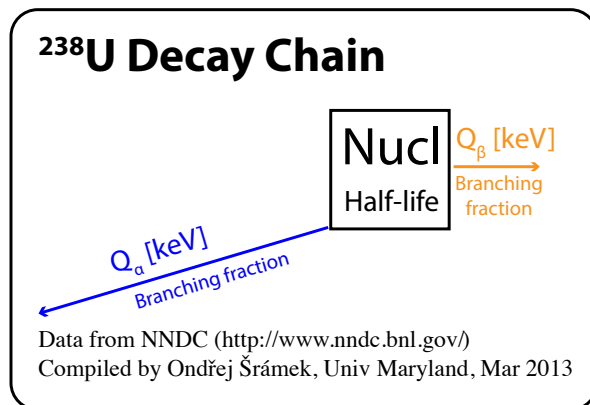


Calculating underground ^{39}Ar production

- Natural α particle energy spectrum:
decay chains and spontaneous fission,
inputs from NuDat (www.nndc.bnl.gov/nudat2)
- Slowing and stopping of α particles:
stopping power from SRIM-2013.00 (www.srim.org)
- Fast neutrons from (α, n) reactions on light targets:
 (α, n) cross sections from TALYS version 1.6 (www.talys.eu)
- ^{39}Ar from $^{39}\text{K}(n, p)^{39}\text{Ar}$:
using MCNP6, a general-purpose Monte Carlo N-Particle
transport code (mcnp.lanl.gov)

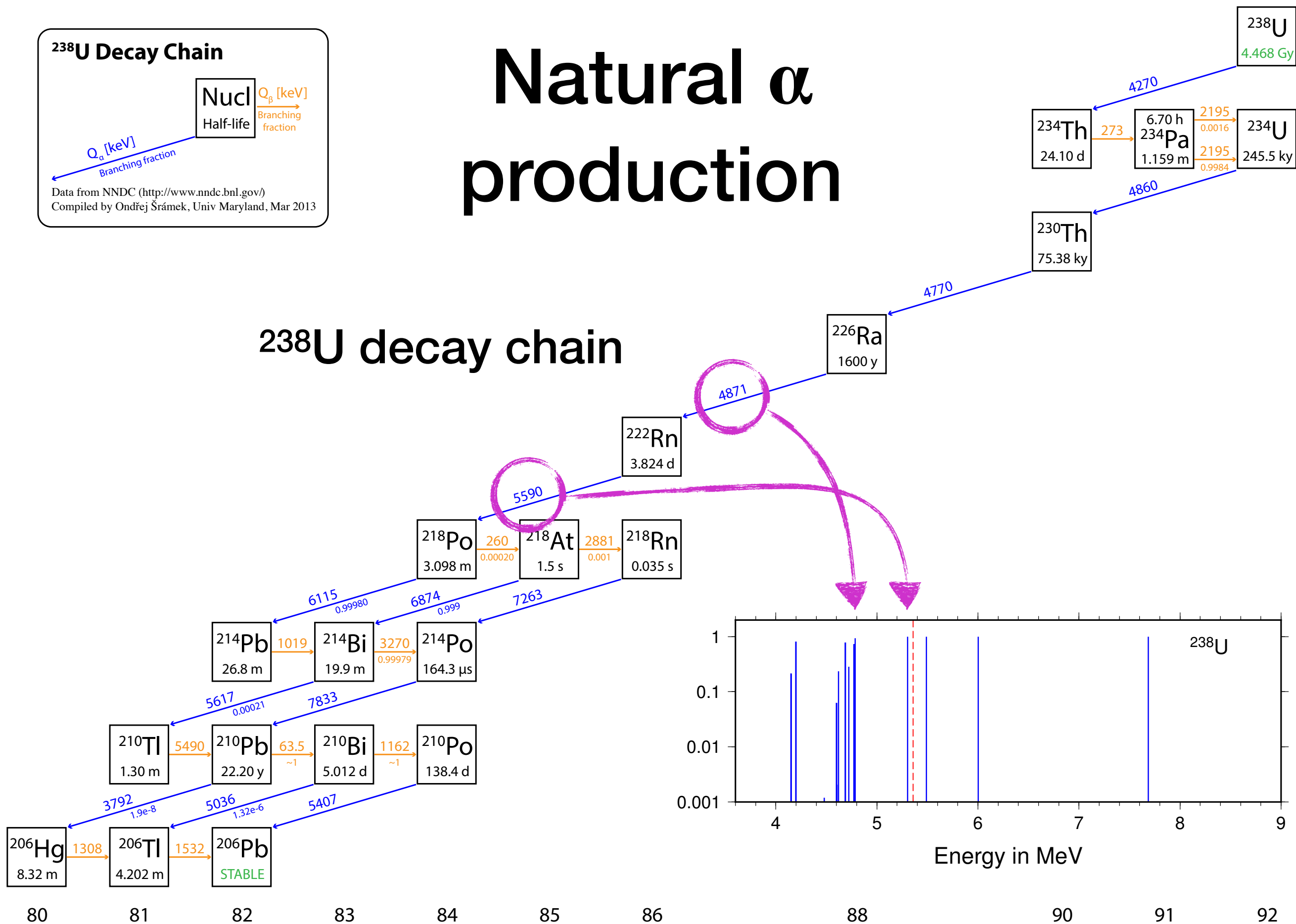



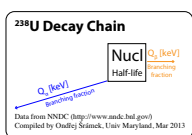

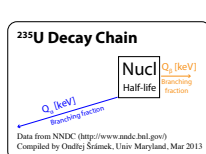
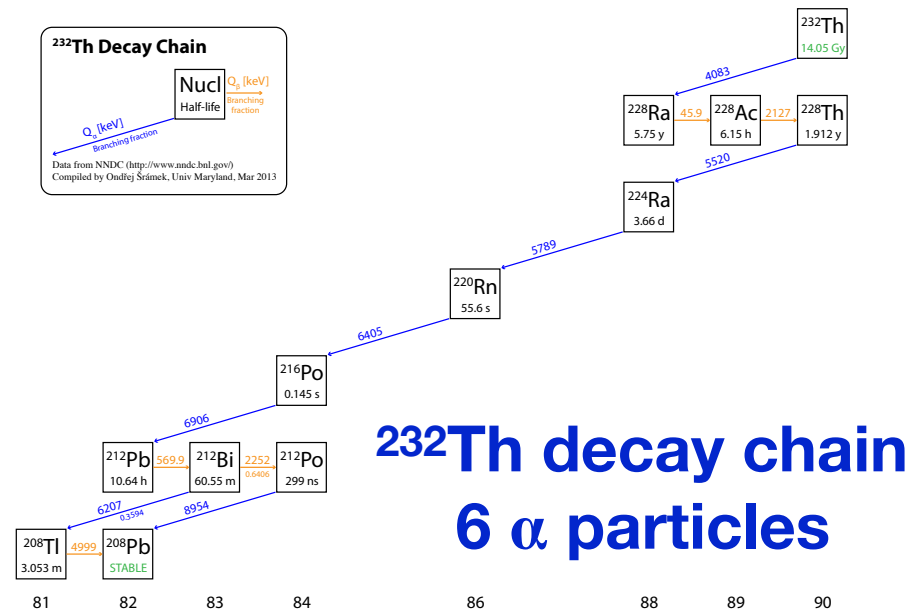
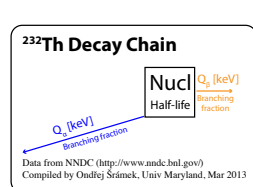
Šrámek, Stevens, McDonough, Mukhopadhyay, Peterson 2017
Geochim. Cosmochim. Acta doi:[10.1016/j.gca.2016.09.040](https://doi.org/10.1016/j.gca.2016.09.040) (arXiv:1509.07436)



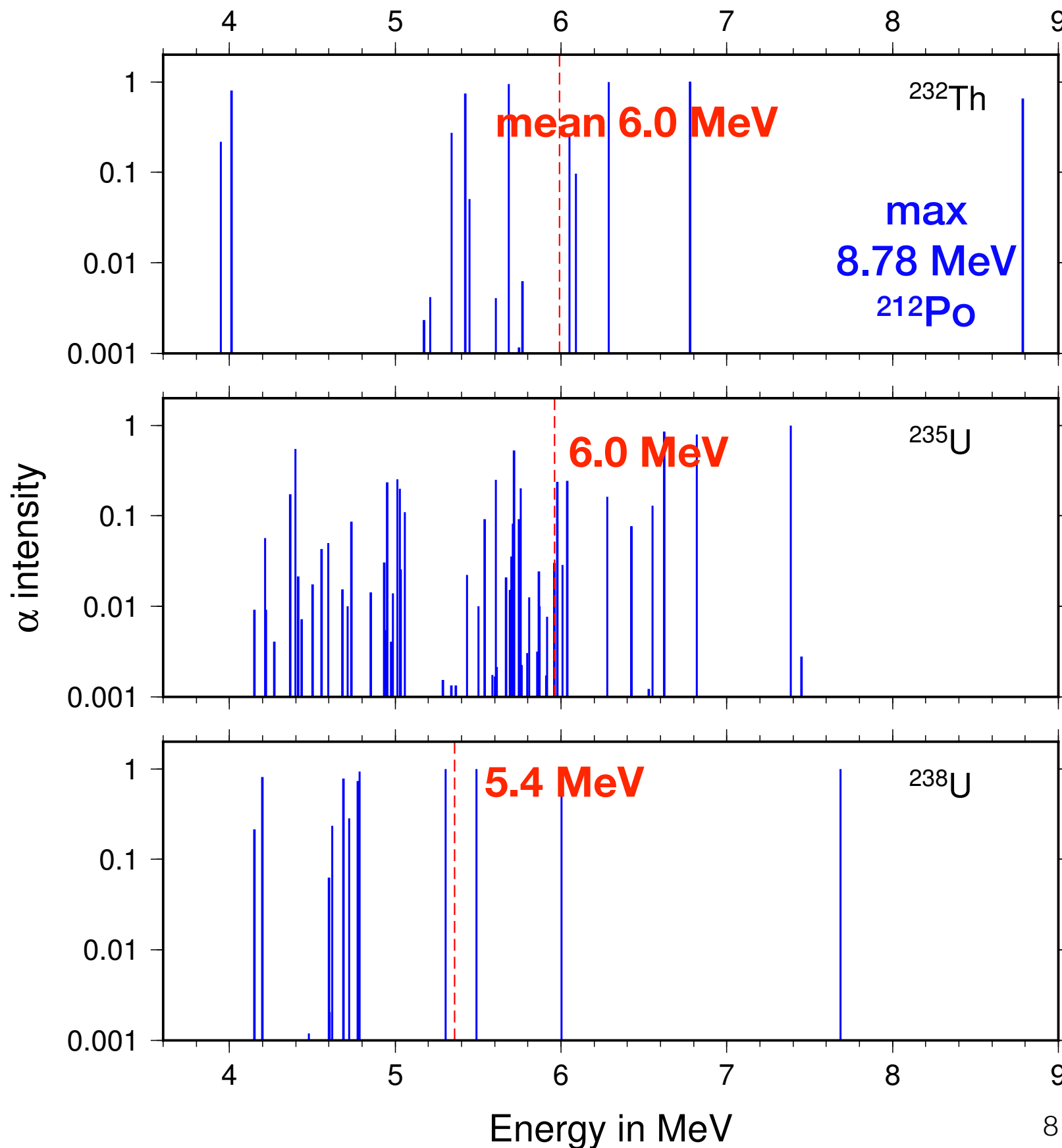
Natural α production

^{238}U decay chain

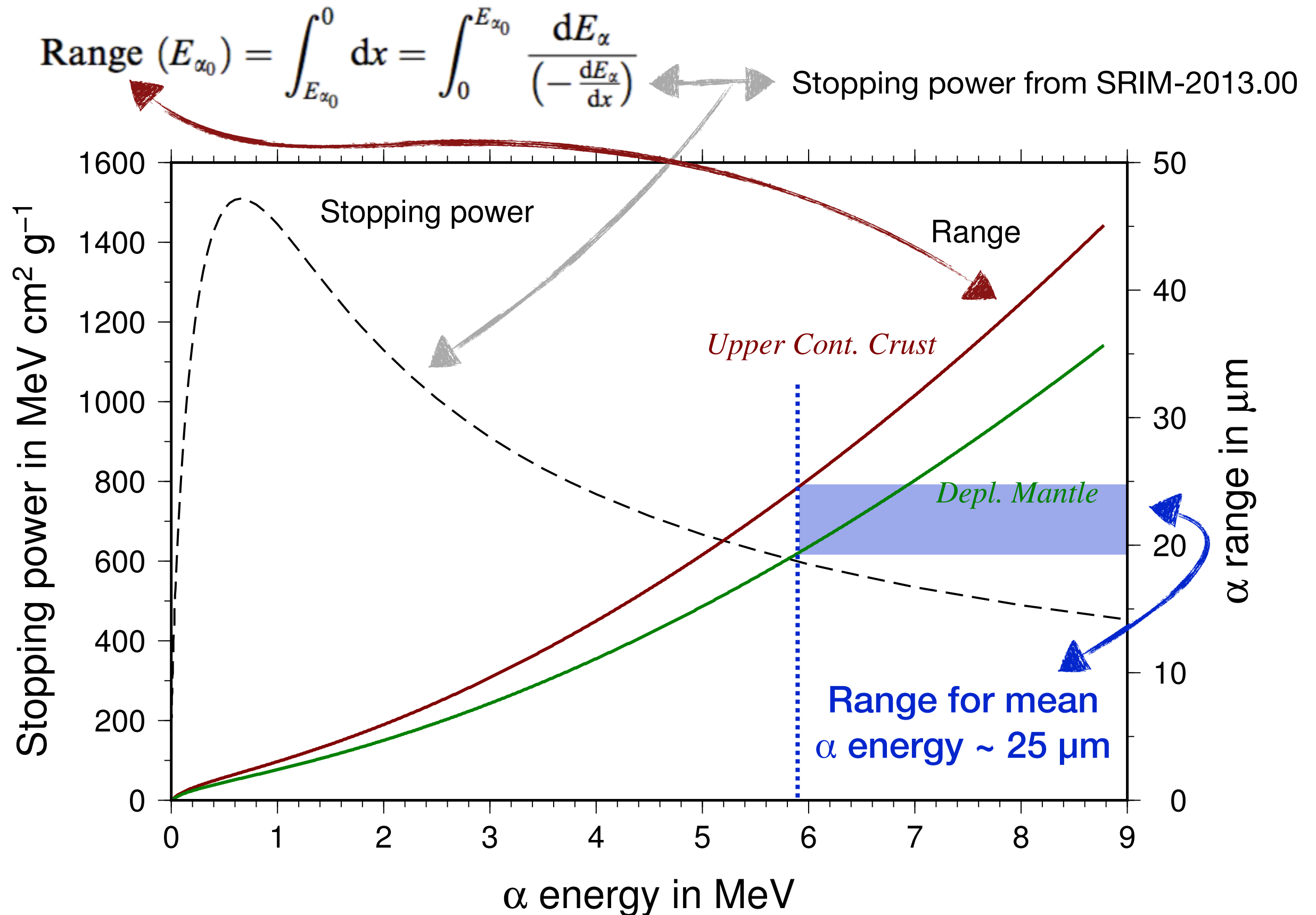


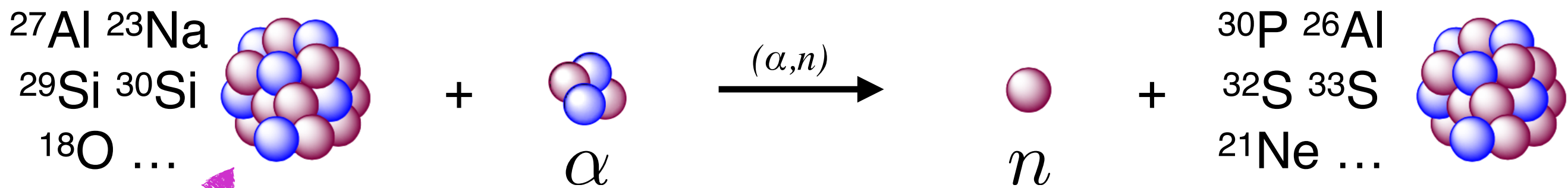


α energy spectrum



Travel distance of α particle in rock





(α,n) targets

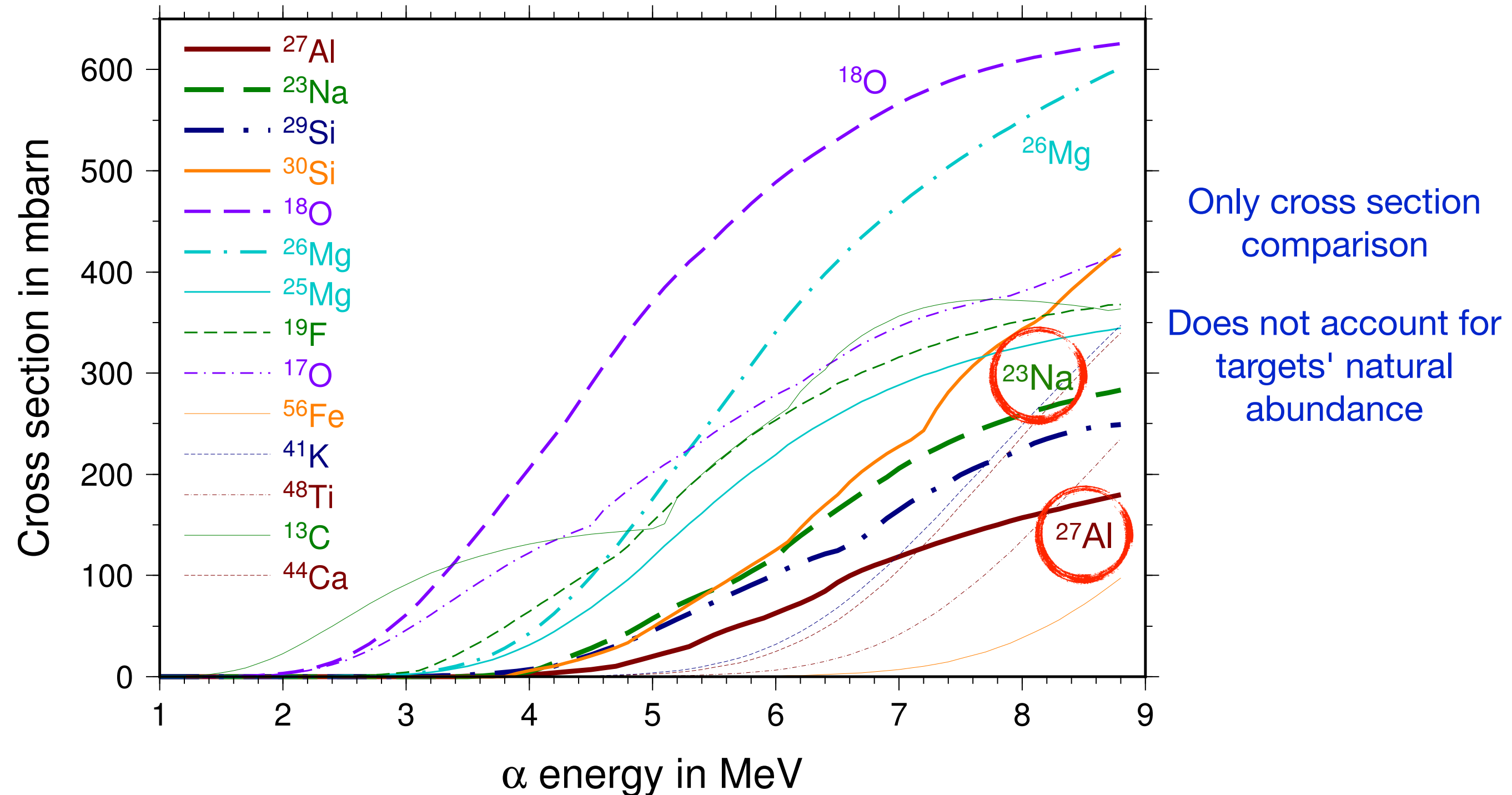
Choice based on:

- natural abundance
- (α,n) cross section

Target	Product	Q	E_{th}	V_C	Energy threshold of endothermic reactions
^{27}Al	$^{30}\text{P}^* \rightarrow ^{30}\text{Si}$	-2.6425	3.0345	6.8012	$E_{th} = -\frac{m_1 + m_2}{m_2} Q$
^{23}Na	$^{26}\text{Al}^* \rightarrow ^{26}\text{Mg}$	-2.9659	3.4823	5.9577	
^{29}Si	^{32}S	-1.5258	1.7365	7.2107	$V_C = \frac{1}{4\pi\epsilon_0} \frac{q_1 q_2}{r} = 1.4400 \frac{Z_1 Z_2}{R_{int}[\text{fm}]} \text{ MeV}$ $= \frac{1.4400 Z_1 Z_2}{1.2(\mathcal{A}_1^{1/3} + \mathcal{A}_2^{1/3})} \text{ MeV},$
^{30}Si	^{33}S	-3.4933	3.9598	7.1571	
^{18}O	^{21}Ne	-0.6961	0.851	4.5626	Coulomb barrier EM repulsion between α & target Restrictive for high Z targets.
^{26}Mg	^{29}Si	0.0341	—	6.3298	
^{25}Mg	^{28}Si	2.6536	—	6.3838	\Rightarrow Strong energy dependence of (α,n) cross sections
^{19}F	$^{22}\text{Na}^* \rightarrow ^{22}\text{Ne}$	-1.9513	2.3624	5.0754	
^{17}O	^{20}Ne	0.5867	—	4.6168	
^{56}Fe	$^{59}\text{Ni}^* \rightarrow ^{59}\text{Co}$	-5.0961	5.4607	11.5272	
^{41}K	$^{44}\text{Sc}^* \rightarrow ^{44}\text{Ca}$	-3.3894	3.7206	9.0555	
^{48}Ti	$^{51}\text{Cr}^* \rightarrow ^{51}\text{V}$	-2.6853	2.9094	10.1118	
^{13}C	^{16}O	2.2156	—	3.656	
^{44}Ca	^{47}Ti	-2.1825	2.3812	9.3791	

Cross section of (α ,n) reaction

Calculated using TALYS version 1.6



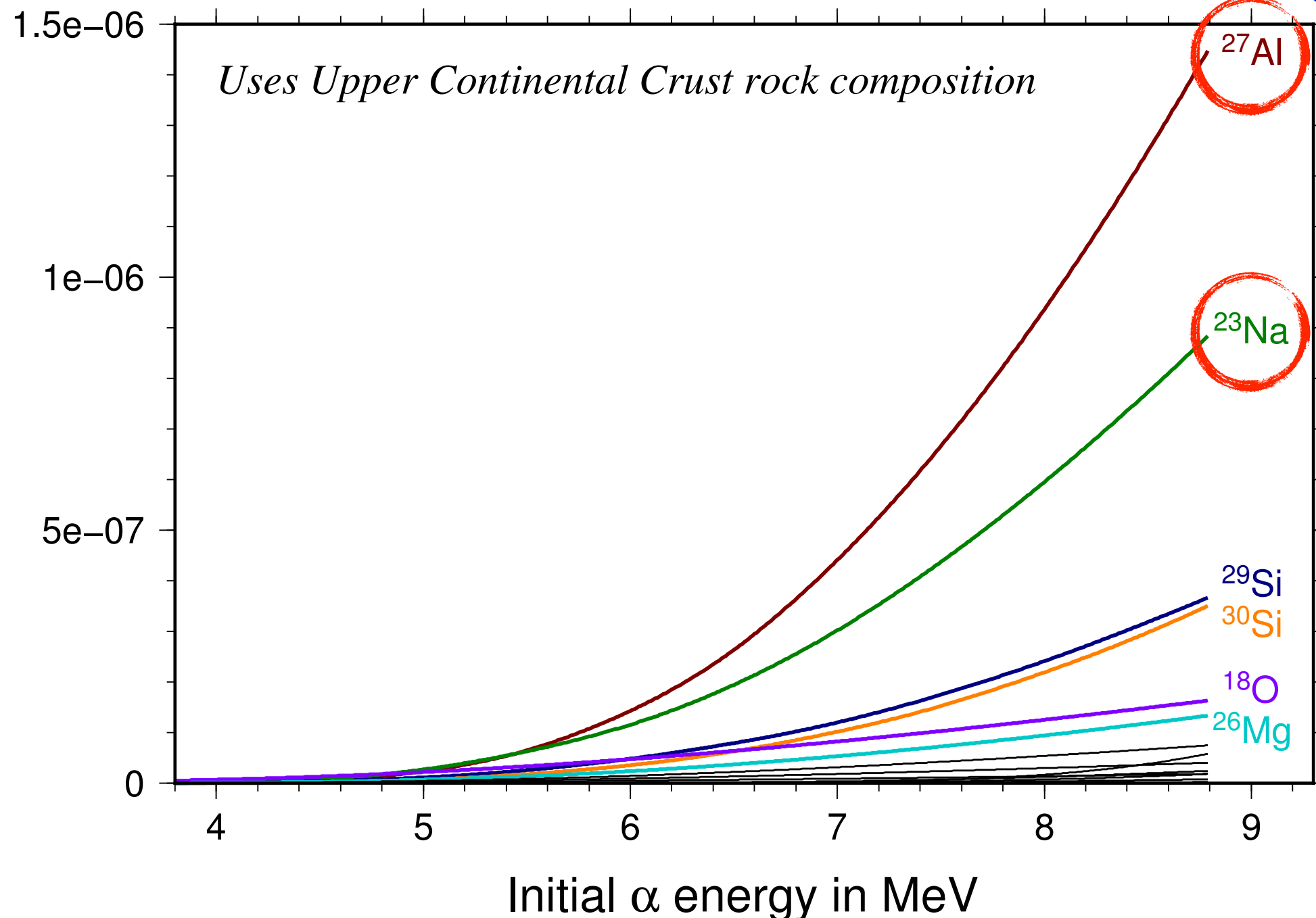
(α ,n) neutron production

Thick target neutron production function
Probability that a particle of an initial energy participates in (α ,n)

$$P_i(E_{\alpha_0}) = N_i \int_{E_{\alpha_0}}^0 \frac{\sigma_{\alpha,n}^i(E_{\alpha})}{\frac{dE_{\alpha}}{dx}} dE_{\alpha}$$

Atomic density of nuclide in rock

Accounts for rock composition



Neutron yield and neutron energy

Following α -decays
down the decay chain

Neutron yield

Neutrons per decay of 1 atom
of parent radionuclide

$$Y_{\alpha,n}^i = \sum_{k=1}^{\text{decays}} b_k \sum_{l=1}^{\text{levels}} f_{kl} P_i(E_{kl})$$

branching \nearrow \nwarrow α intensity

Differential neutron production function

$$P_i(E_{\alpha_0}) = N_i \int_{E_{\alpha_0}}^0 \frac{\sigma_{\alpha,n}^i(E_{\alpha})}{\frac{dE_{\alpha}}{dx}} dE_{\alpha}$$

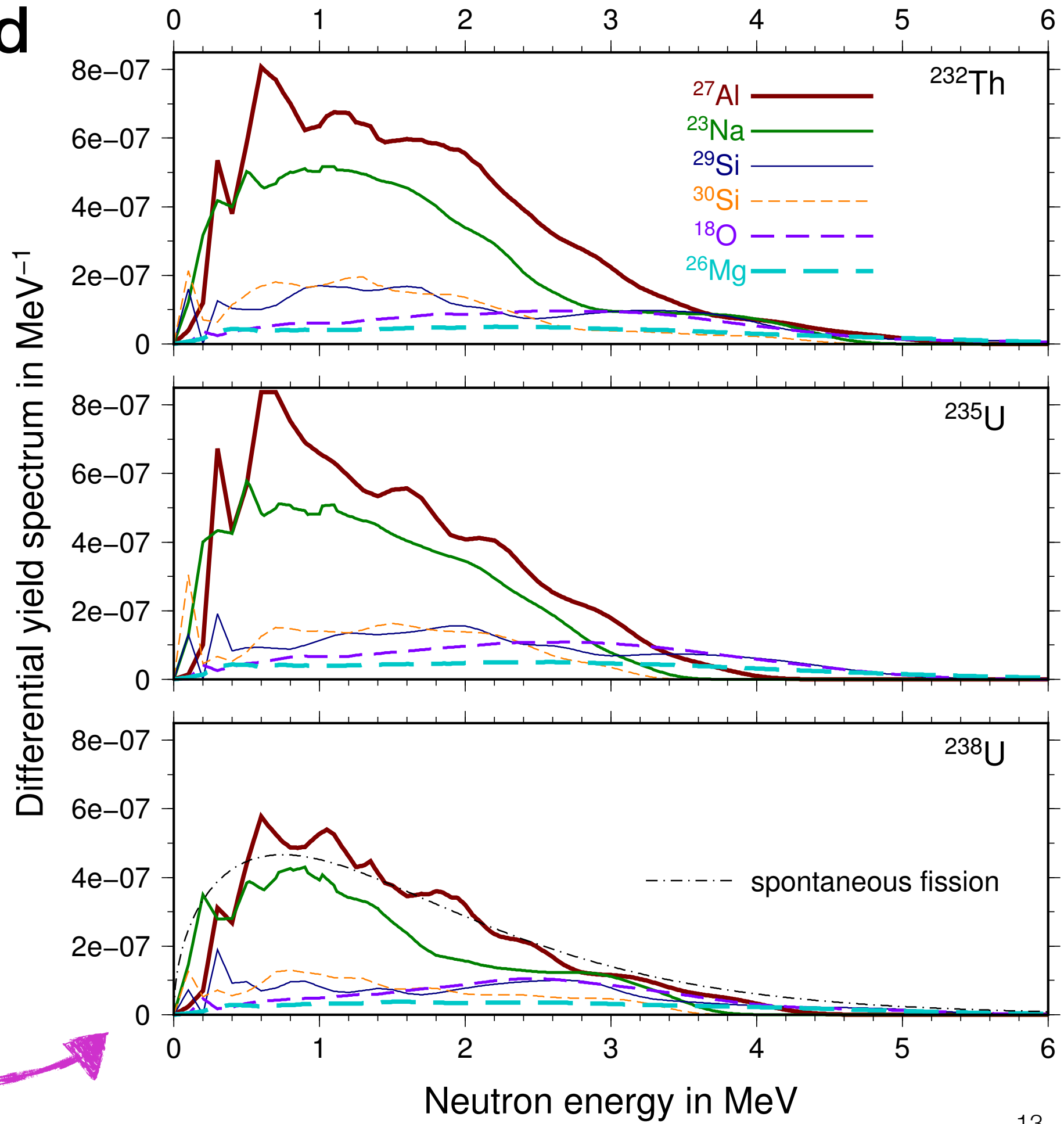
\Downarrow

$$\frac{dP_i}{dE_n}(E_{\alpha_0}, E_n) = N_i \int_{E_{\alpha_0}}^0 \frac{\frac{d\sigma_{\alpha,n}^i}{dE_n}(E_{\alpha}, E_n)}{\frac{dE_{\alpha}}{dx}} dE_{\alpha}$$

Neutron yield spectrum

$$\frac{dY_{\alpha,n}^i}{dE_n} = \dots$$

\nearrow

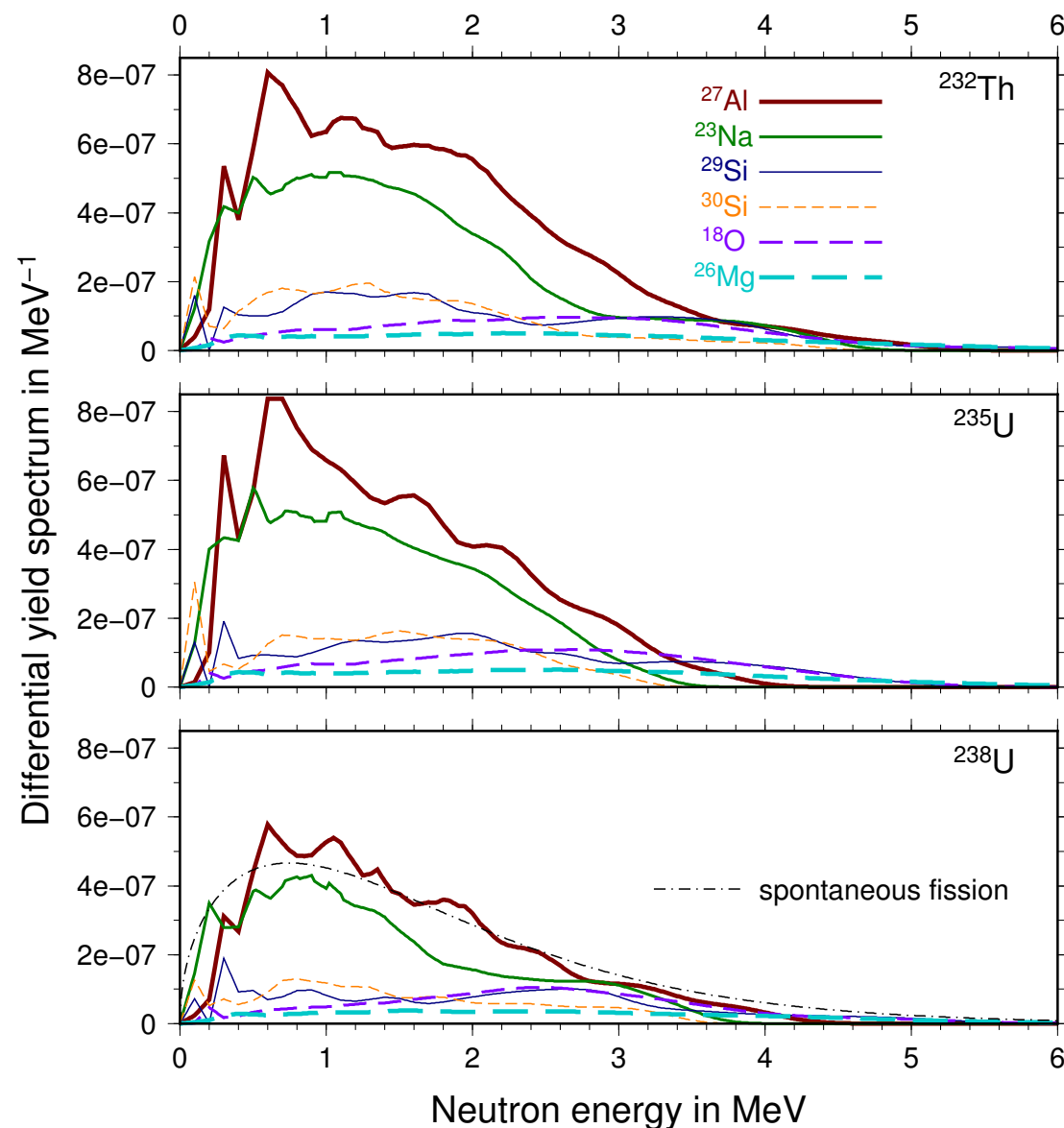


$^{39}\text{K}(\text{n},\text{p})^{39}\text{Ar}$

exothermic reaction

$$Q = 217.6 \text{ keV}$$

Neutron yield spectrum + rock composition



^{39}K is 93.3% of natural potassium,
there is ~2 wt% of K in shallow
continental crust (global average)

mcnp



^{39}Ar yield per decay
of 1 atom of
 ^{232}Th / ^{235}U / ^{238}U

Results

Calculated with rock composition of Upper Continental Crust

Neutron yield per
decay of 1 atom

Neutron production rate
per kg rock per year

^{39}Ar production rate per
kg rock per year

Target	Neutron yield (Y)			Neutron production rate (S_n)				^{39}Ar production rate ($S_{^{39}\text{Ar}}$)			
	^{232}Th	^{235}U	^{238}U	^{232}Th	^{235}U	^{238}U	Sum	^{232}Th	^{235}U	^{238}U	Sum
<i>Upper Continental Crust</i>											
^{27}Al	1.69e-6	1.48e-6	1.05e-6	2265.0	72.8	1107.0	3445.0	5.15	0.12	2.00	7.27
^{23}Na	1.15e-6	1.07e-6	7.66e-7	1547.0	52.5	805.6	2405.0	2.99	0.07	1.22	4.27
^{29}Si	4.74e-7	4.32e-7	3.13e-7	636.9	21.2	328.7	986.9	2.42	0.08	1.26	3.77
^{30}Si	4.09e-7	3.50e-7	2.53e-7	549.2	17.2	266.0	832.4	1.04	0.03	0.49	1.55
^{18}O	3.28e-7	3.51e-7	2.80e-7	441.4	17.2	294.2	752.8	2.30	0.09	1.41	3.80
^{26}Mg	2.01e-7	1.99e-7	1.43e-7	270.0	9.8	150.1	429.8	1.43	0.05	0.76	2.24
^{25}Mg	1.18e-7	1.19e-7	8.53e-8	158.1	5.8	89.8	253.7	1.00	0.04	0.59	1.64
^{19}F	6.95e-8	7.18e-8	5.36e-8	93.4	3.5	56.4	153.3	0.24	0.01	0.11	0.36
^{17}O	3.56e-8	3.77e-8	3.04e-8	47.9	1.8	31.9	81.6	0.27	0.01	0.17	0.46
^{56}Fe	3.86e-8	7.11e-9	9.45e-9	51.9	0.3	9.9	62.1	0.06	0.00	0.00	0.07
^{41}K	1.99e-8	1.14e-8	9.81e-9	26.7	0.6	10.3	37.6	0.06	0.00	0.02	0.08
^{48}Ti	1.30e-8	4.65e-9	4.92e-9	17.5	0.2	5.2	22.9	0.06	0.00	0.01	0.07
^{13}C	3.85e-9	4.12e-9	3.49e-9	5.2	0.2	3.7	9.0	0.04	0.00	0.03	0.08
^{44}Ca	5.97e-9	3.14e-9	2.82e-9	8.0	0.2	3.0	11.2	0.02	0.00	0.01	0.03
SF	2.35e-11	1.30e-10	1.14e-6	0.0	0.0	1198.0	1198.0	0.00	0.00	2.97	2.97
Total				6119	203	4360	10 680	17.1	0.49	11.1	28.7

~12% of fast neutrons from SF, the rest from (α ,n)

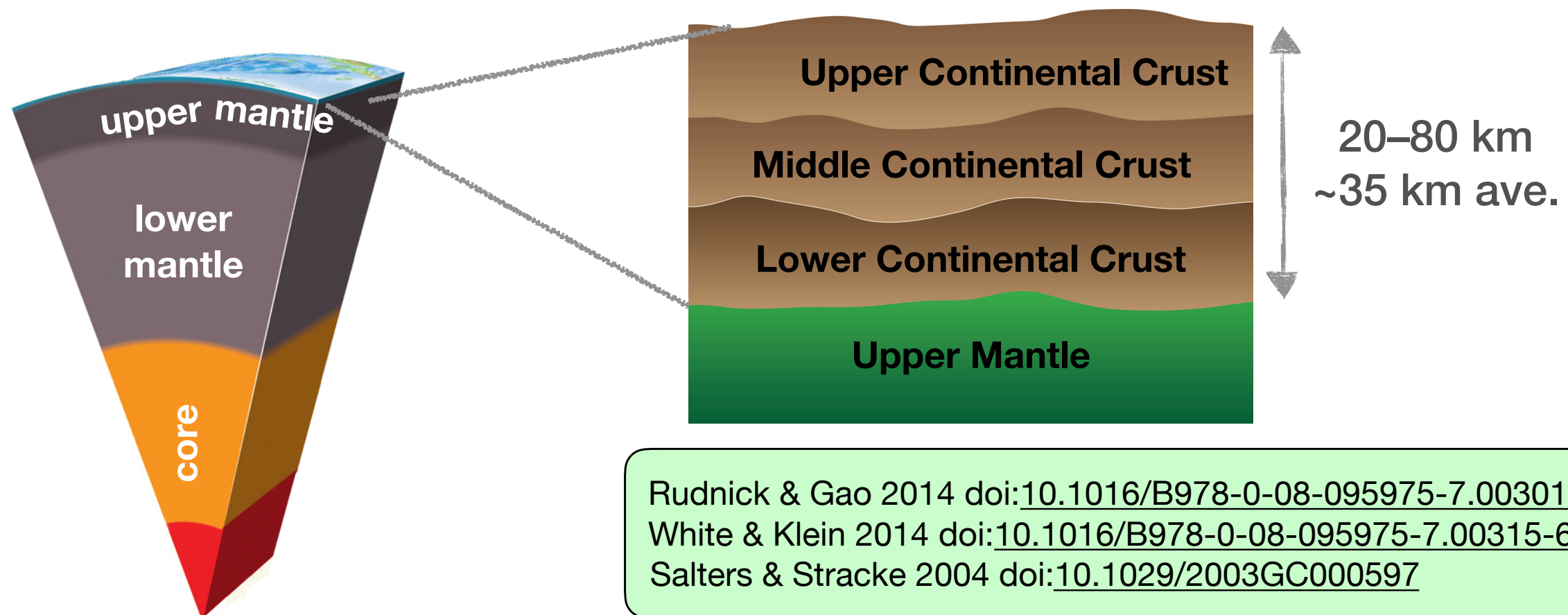
~11000 neutrons per year per kg rock

~30 ^{39}Ar atoms per year per kg rock

^4He , n, ^{21}Ne , ^{39}Ar production rates

Concentration of K, Th, U decreases with depth in the Earth

Weight fraction			Composition	Production rates, 1/(yr kg)			
K	Th	U		^4He	neutrons	^{21}Ne	^{39}Ar
2.32 %	10.5 ppm	2.7 ppm	Upper Continental Crust	1.64×10^{10}	10680	753	28.7
1.91 %	6.5 ppm	1.3 ppm	Middle Continental Crust	8.98×10^9	6114	416	13.9
0.51 %	1.2 ppm	0.2 ppm	Lower Continental Crust	1.53×10^9	1129	70.2	0.749
650 ppm	210 ppb	70 ppb	Bulk Oceanic Crust	3.79×10^8	260	15.8	0.0235
60 ppm	13.7 ppb	4.7 ppb	Depleted Upper Mantle	2.51×10^7	22.4	1.06	0.000257



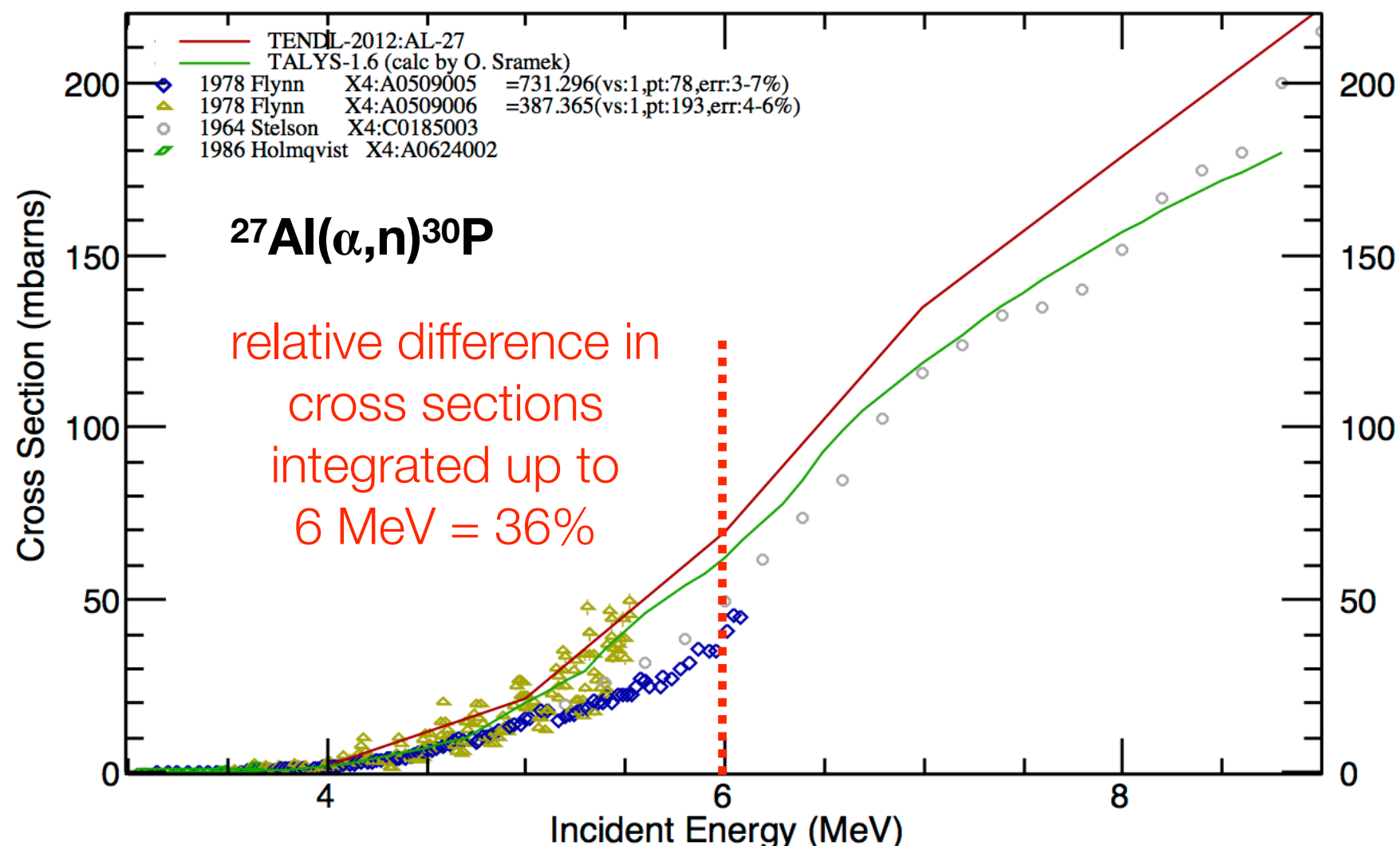
Attempt at quantifying uncertainty

Assuming rock composition is known precisely (false...), what is uncertainty in the calculation?

- Half-lives, branching ratios, α intensities ... relatively small uncertainty <1%
- Stopping power for α particles ... ~3.5%
- Cross sections of (α,n) , (n,p) ... **challenging to estimate**

Cross sections from TALYS compared to experimental data from EXFOR database. Difference in integrated cross sections used as an estimate of uncertainty.

... not satisfying but perhaps best approach given the lack of consistent uncertainty estimates



Attempt at quantifying uncertainty

	Uncert. est. %	Neutron % contrib.	³⁹ Ar % contrib.
Decay data, α production	< 1		
Stopping power	3.5		
²⁷ Al(α, n) cross section	36	32	25
²³ Na(α, n) cross section	7.7	23	15
²⁹ Si(α, n) cross section	7.3	9.2	13
³⁰ Si(α, n) cross section	20	7.8	5.4
¹⁸ O(α, n) cross section	17	7.0	13
²⁶ Mg(α, n) cross section	10 [†]	4.0	7.8
²⁵ Mg(α, n) cross section	10 [†]	2.4	5.7
Spontaneous fission	1	11	10
Overall (α, n), neutron production	12		
Overall (α, n), ³⁹ Ar production	10		
³⁹ K(n, p) cross section	28		
Neutron production calculation	13		
²¹ Ne production calculation	17 %		
³⁹ Ar production calculation	30		

Comparison to other studies

This study:

Mei et al. 2009 [10.1016/j.nima.2009.04.032](https://doi.org/10.1016/j.nima.2009.04.032)

Granitic rock composition: ▶ neutron production rate 5500 5400 ± 700

Mei et al. 2010 [10.1103/PhysRevC.81.055802](https://doi.org/10.1103/PhysRevC.81.055802)

▶ ^{39}Ar production rate 7 16 ± 5

disagreement

Yokochi et al. 2012 [10.1016/j.gca.2012.04.034](https://doi.org/10.1016/j.gca.2012.04.034)

Cont. crust composition: ▶ ^{39}Ar production rate 24 13 ± 3

Yokochi et al. 2014 [10.1016/j.chemgeo.2014.02.004](https://doi.org/10.1016/j.chemgeo.2014.02.004)

"Lava Creek Tuff" rock ▶ ^{39}Ar production rate 120 ± 60 140 ± 40

SLOWN2 code calculation, assumes mono-energetic 2 MeV neutrons

35% decrease

91 ± 26

Units:

neutrons/(kg yr)

atoms/(kg yr)

Plug-in formulae

Example: α particles from ^{238}U decay, neutrons by $^{18}\text{O}(\alpha, n)$

$$S_n = \chi_n(^{18}\text{O}, ^{238}\text{U}) \times A_{\text{O}} \times A_{\text{U}}$$

$$= 2.27 \times 10^8 \times 0.480 \times 2.7 \times 10^{-6}$$

$$= 294 \text{ neutrons/ (year kg-rock)}$$

$$S_{^{39}\text{Ar}} = \chi_{^{39}\text{Ar}}(^{18}\text{O}, ^{238}\text{U}) \times A_{\text{O}} \times A_{\text{U}} \times A_{\text{K}}$$

$$= 4.68 \times 10^7 \times 0.480 \times 2.7 \times 10^{-6} \times 0.0232$$

$$= 1.41 \text{ atoms/ (year kg-rock)}$$

Table of coefficients χ_n and $\chi_{^{39}\text{Ar}}$

		Neutron production			^{39}Ar production		
		^{232}Th	^{235}U	^{238}U	^{232}Th	^{235}U	^{238}U
(α, n) target	Chain A	Th	U	U	Th	U	U
^{27}Al	Al	2.65e+9	3.31e+8	5.03e+9	2.59e+8	2.36e+7	3.92e+8
^{23}Na	Na	6.07e+9	8.02e+8	1.23e+10	5.04e+8	4.46e+7	8.02e+8
^{29}Si	Si	1.95e+8	2.53e+7	3.91e+8	3.19e+7	4.05e+6	6.46e+7
^{30}Si	Si	1.68e+8	2.05e+7	3.17e+8	1.37e+7	1.35e+6	2.51e+7
^{18}O	O	8.77e+7	1.33e+7	2.27e+8	1.97e+7	2.89e+6	4.68e+7
^{26}Mg	Mg	1.72e+9	2.41e+8	3.72e+9	3.92e+8	5.43e+7	8.13e+8
^{25}Mg	Mg	1.01e+9	1.44e+8	2.22e+9	2.75e+8	4.04e+7	6.33e+8
^{19}F	F	1.60e+10	2.34e+9	3.75e+10	1.78e+9	2.06e+8	3.17e+9
^{17}O	O	9.50e+6	1.43e+6	2.47e+7	2.34e+6	3.39e+5	5.70e+6
^{56}Fe	Fe	1.28e+8	3.35e+6	9.55e+7	6.81e+6	2.53e+4	1.62e+6
^{41}K	K	1.10e+8	8.92e+6	1.64e+8	1.06e+7	4.72e+5	1.22e+7
^{48}Ti	Ti	4.35e+8	2.20e+7	5.00e+8	5.88e+7	2.29e+6	5.89e+7
^{13}C	C	3.61e+8	5.48e+7	9.96e+8	1.31e+8	2.10e+7	4.02e+8
^{44}Ca	Ca	2.98e+7	2.22e+6	4.29e+7	3.96e+6	2.13e+5	4.80e+6
SF	1	3.01e+3	2.37e+3	4.44e+8	2.88e+2	3.09e+2	4.73e+7

Python script at <http://tinyurl.com/argon39>

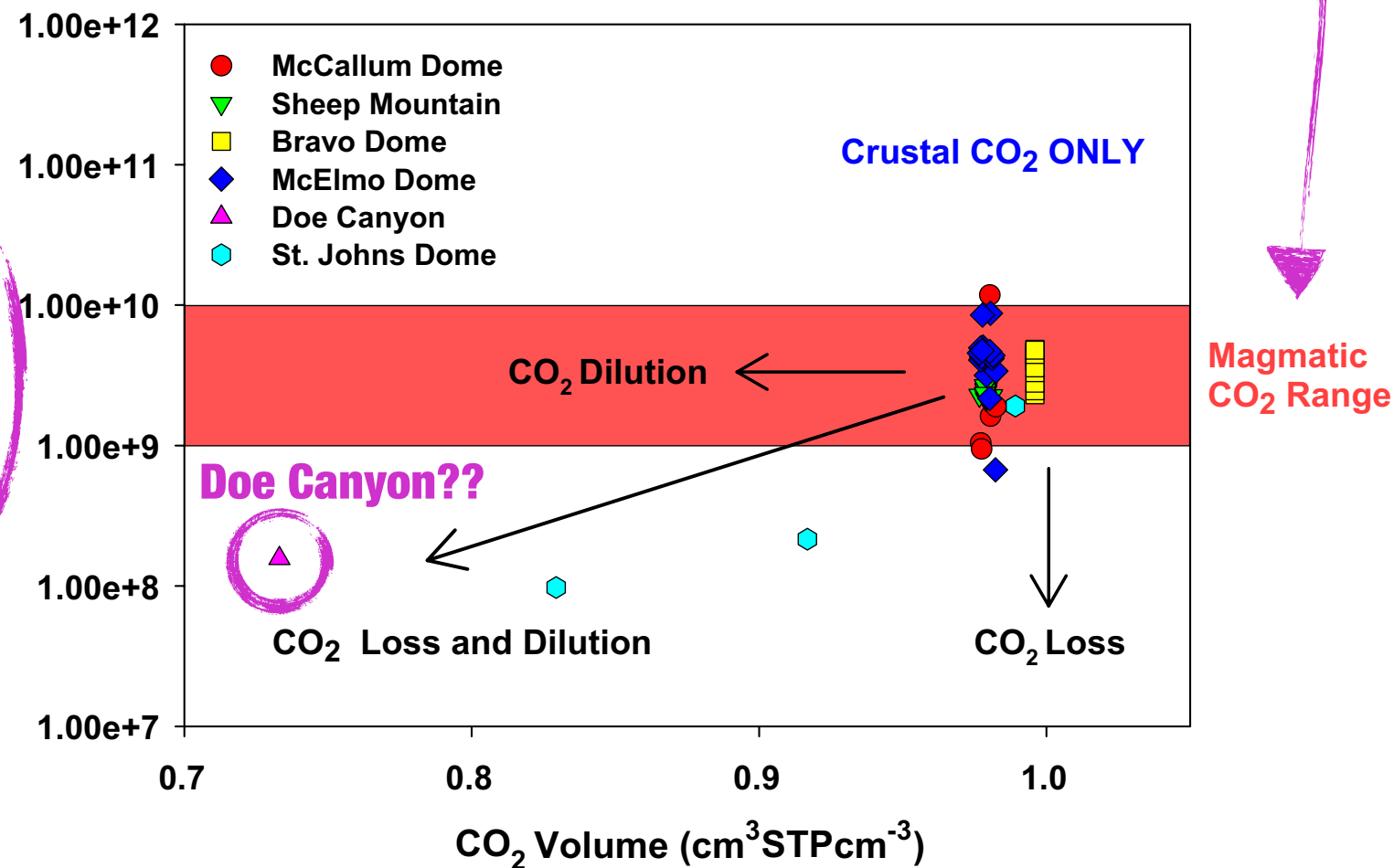
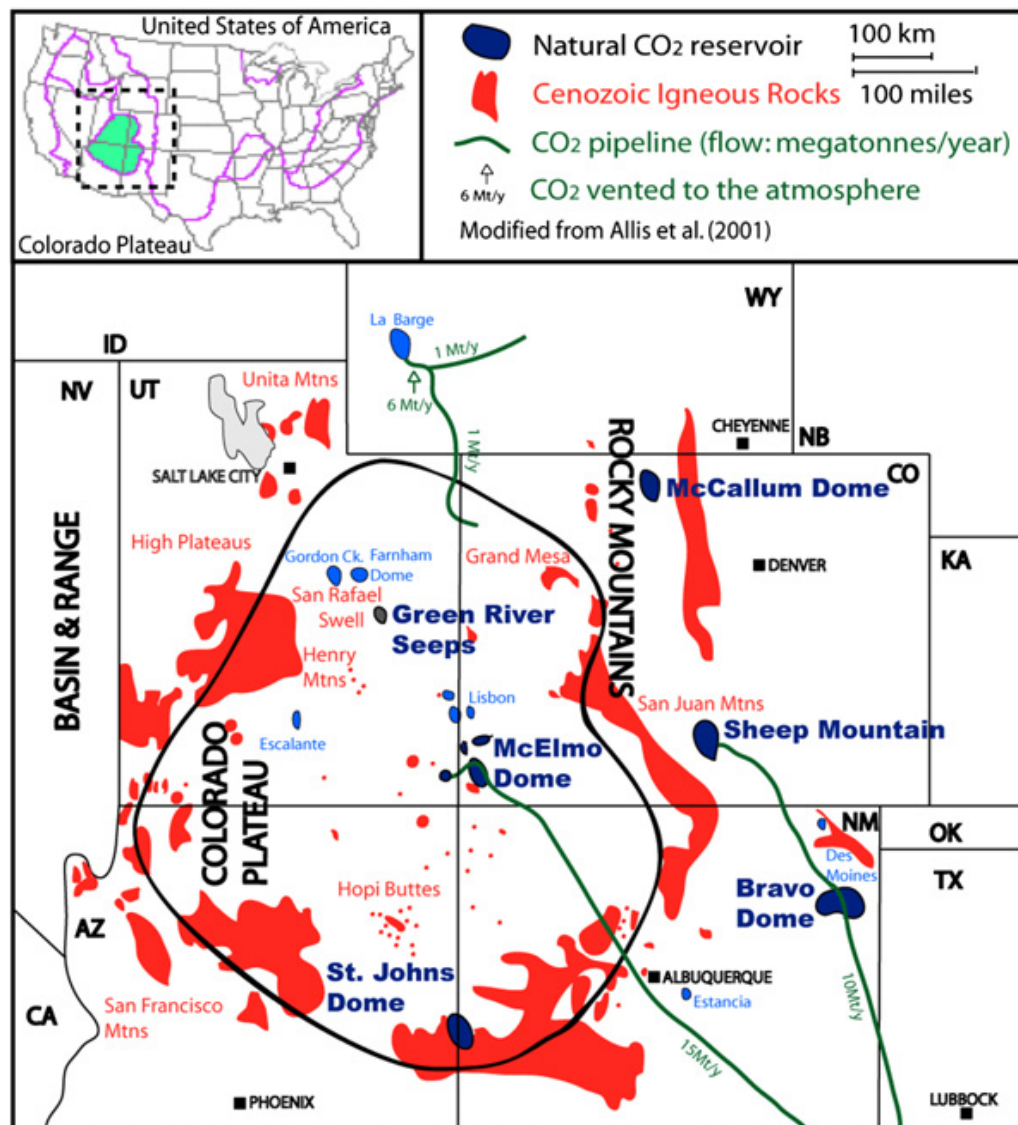
Origin of Colorado Plateau CO₂

- methanogenesis
- oil field biodegradation
- kerogene decarboxylation
- hydrocarbon oxidation
- decarbonation of marine carbonates
- **degassing of magmatic bodies**

Largely magmatic origin

⇒ **Mantle signature in accompanying gases**

low CO₂/³He



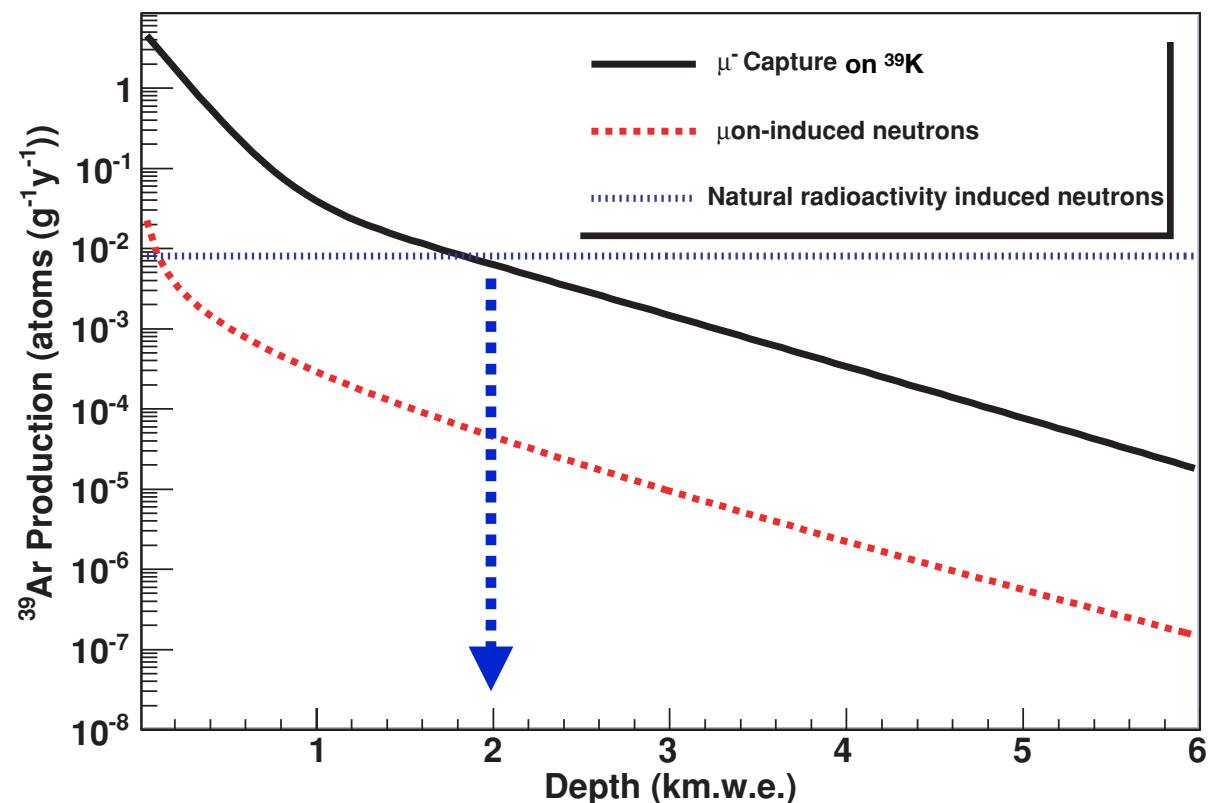
Gilfillan et al. 2008 [10.1016/j.gca.2007.10.009](https://doi.org/10.1016/j.gca.2007.10.009)

Doe Canyon CO₂ well gas

- Gas from deep CO₂ wells, spec. Doe Canyon, shows low level of ³⁹Ar
- ³⁹Ar activity a factor of 1400 ± 200 below atmospheric

DarkSide-50: 2016 [10.1103/PhysRevD.93.081101](#)

- ?
- Underground nucleogenic production in rock with sufficiently low K, Th, U concentration...?
 - Gas sequestered underground (negligible cosmogenic replenishment) with limited exchange...?



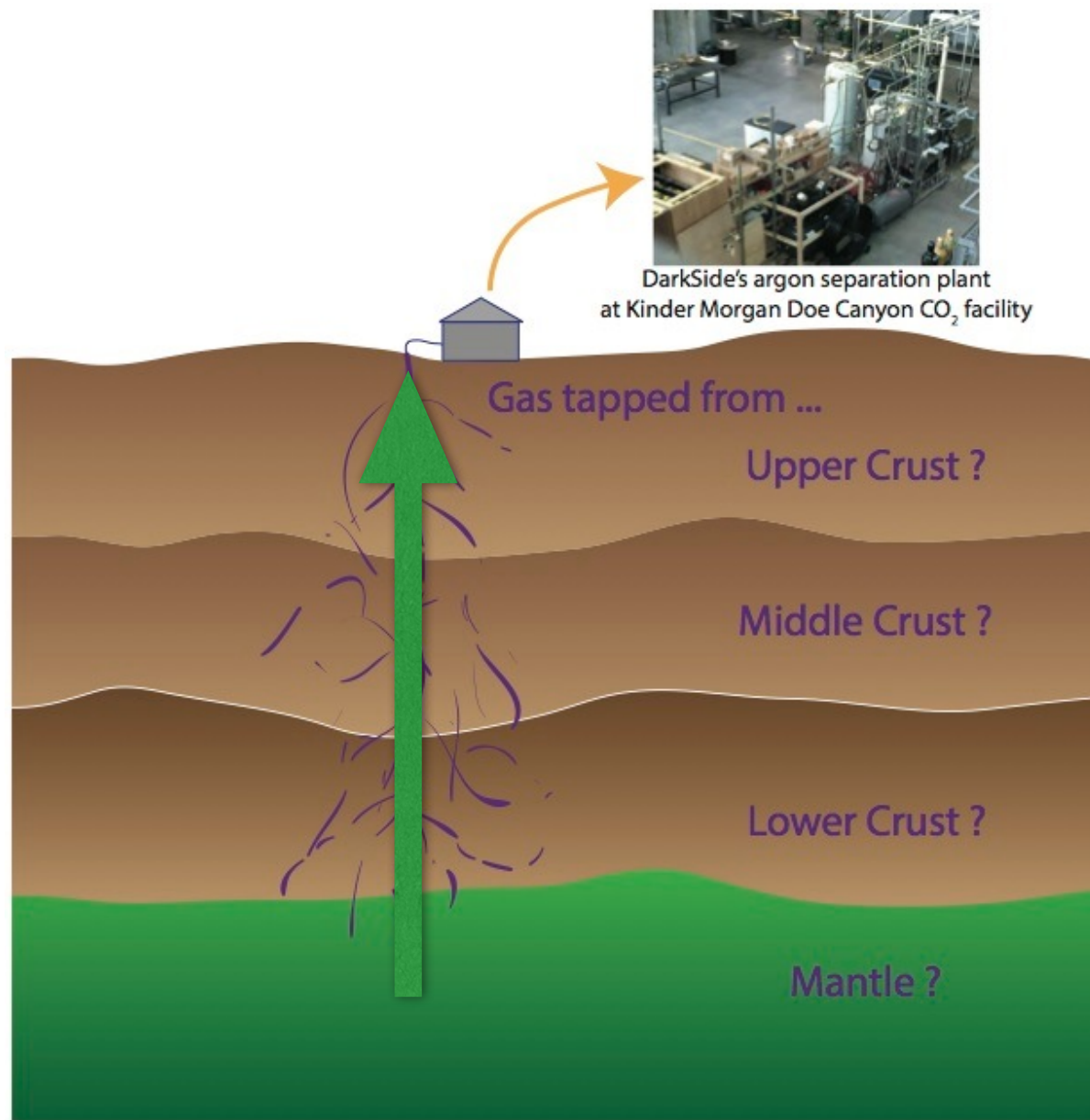
At depths >2000 m.w.e.
nucleogenic ³⁹Ar production
dominates

from Mei et al. 2010 [10.1103/PhysRevC.81.055802](#)

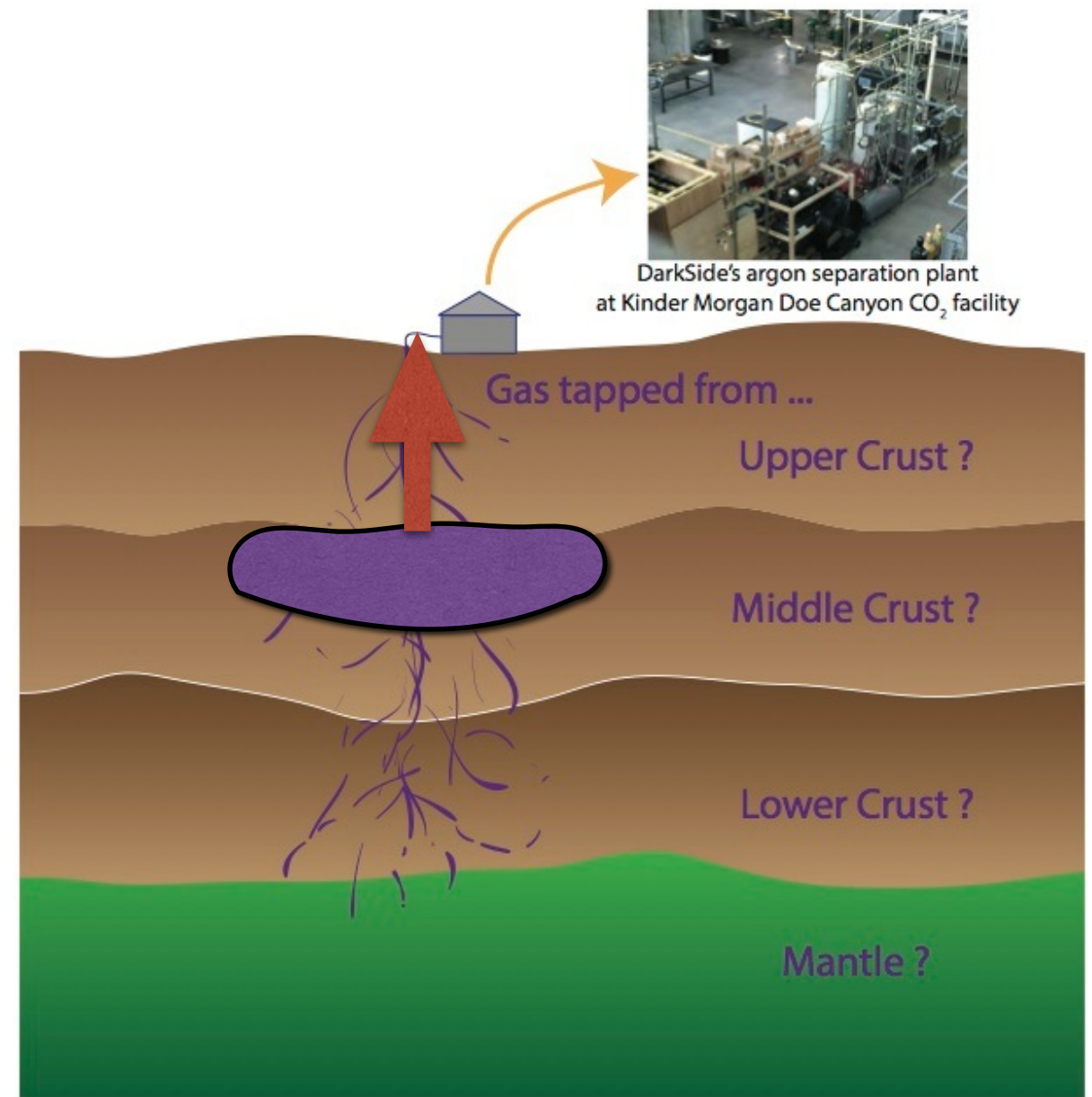
Doe Canyon CO₂ well gas

Message from the mantle?

Or story of the crust?



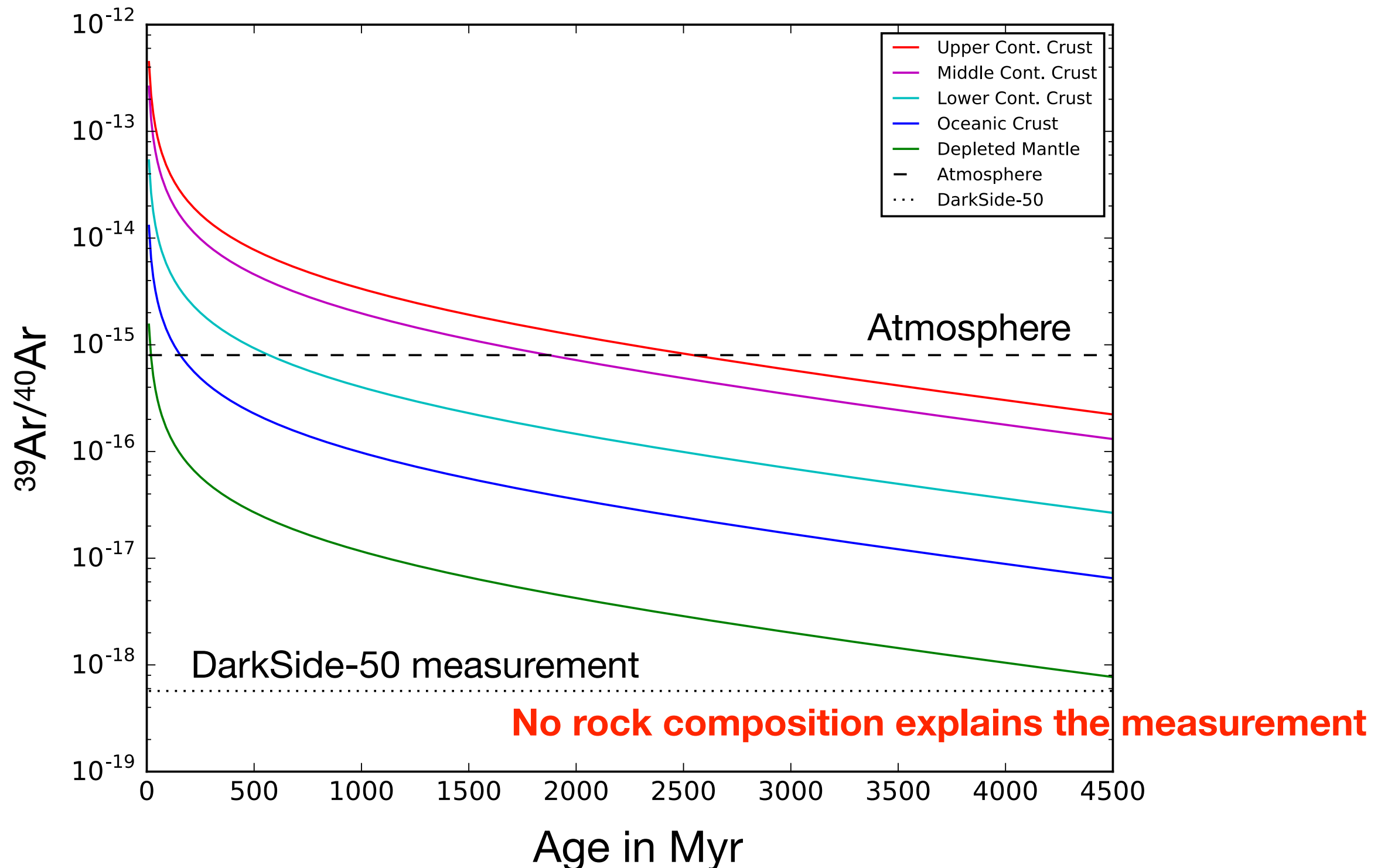
Gas from low K, Th, U source rock?



Accumulation of gas in isolated reservoir in the crust?

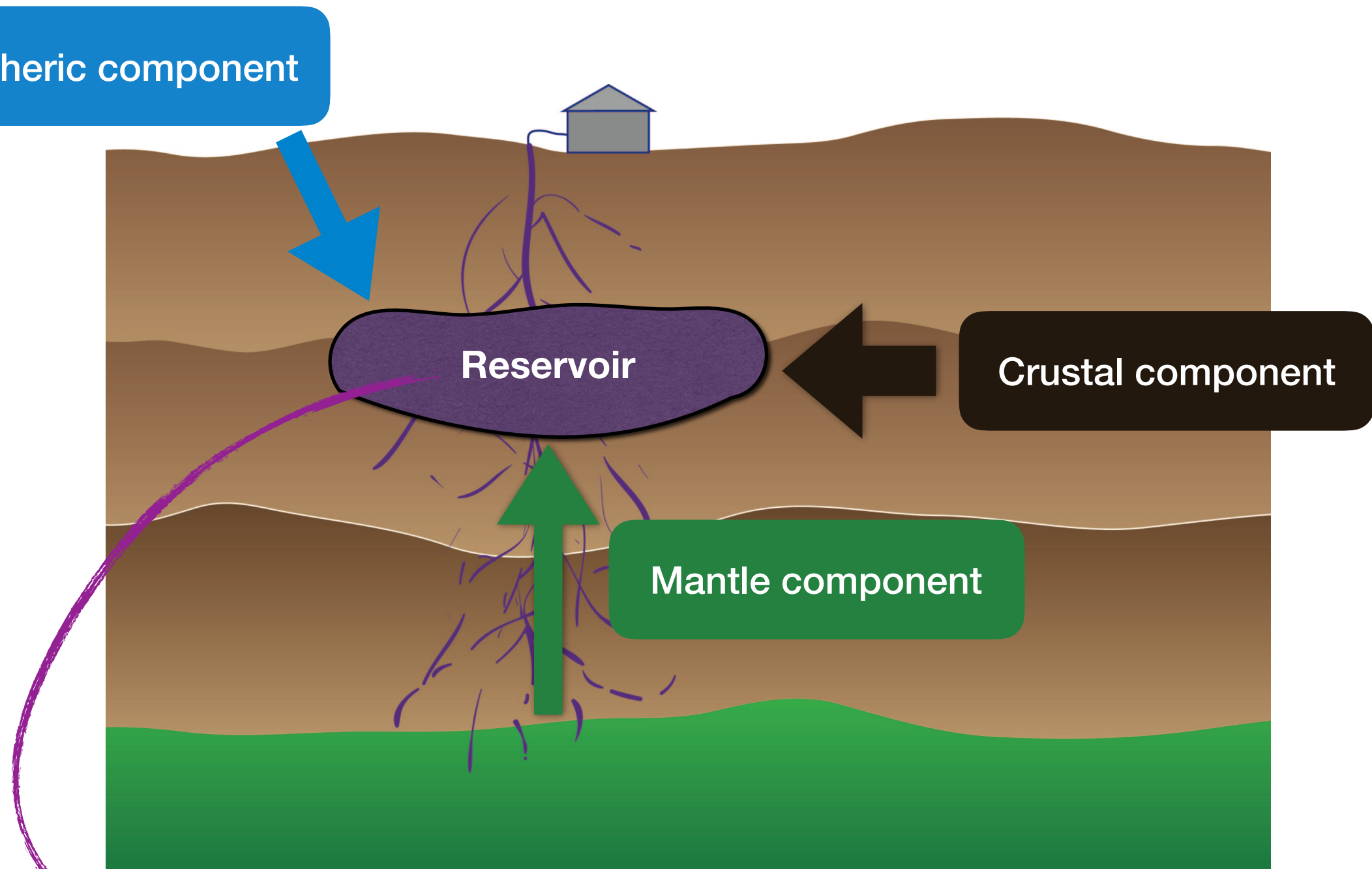
Predicting $^{39}\text{Ar}/^{40}\text{Ar}$ produced underground

Accumulation of ^{39}Ar and ^{40}Ar over time from initially degassed rock



How to explain anomalously low ^{39}Ar ?

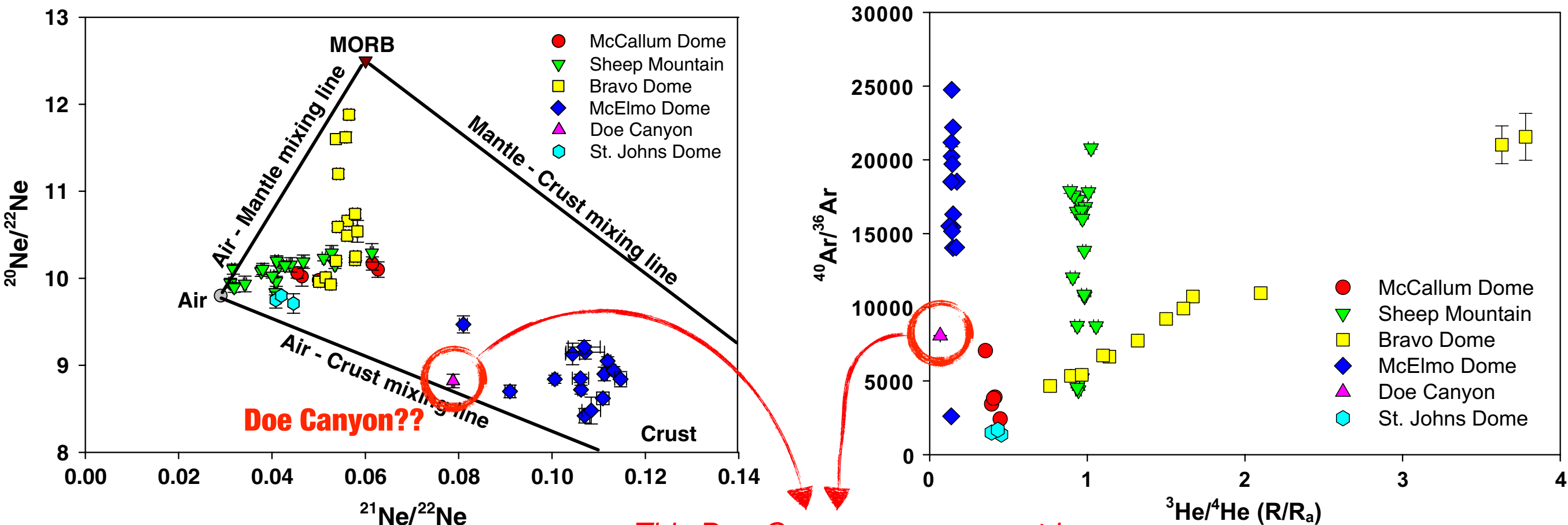
Argon sequestered at depth with no ^{39}Ar production nor influx \rightarrow
 ^{39}Ar activity lowered by a factor of 1400 in **2800 years** (~ 10.5 half-lives with $t_{1/2} = 269$ yr)



Rates of inflow (increase in ^{39}Ar) vs. residence time (decay of ^{39}Ar)

Noble gas isotopic constraints

Gilfillan et al. 2008 [10.1016/j.gca.2007.10.009](https://doi.org/10.1016/j.gca.2007.10.009)



This Doe Canyon gas may not be representative of DarkSide gas!

^{20}Ne , ^{21}Ne , ^{22}Ne nucleogenic

Well defined end-member ratios
for air, crust, mantle

^3He , ^{36}Ar primordial
 ^4He , ^{40}Ar radiogenic

**Noble gas isotopes can provide some clues.
Need measurements of actual DarkSide gas.**

Summary

- Calculation of underground nucleogenic production of ^{39}Ar : α particles from natural radioactivity, fast neutrons from (α, n) on light targets and from spontaneous fission, ^{39}Ar from $^{39}\text{K}(n, p)$
- Evaluation for several representative rock compositions, plug-in formulae to evaluate for an arbitrary rock-like composition.
- Estimate of calculation uncertainty (30% for ^{39}Ar production rate) and comparison to previous results.
- Low ^{39}Ar level in Doe Canyon gas is puzzling – isotopic composition suggests both atmospheric and crustal contribution to the magmatic origin gas, low ^{39}Ar requires $\gg 3000$ year isolation.
- Possible scenario: Gas of magmatic origin with mantle signature, mixes with crustal and atmospheric components, sequestered in an underground reservoir for sufficient time.
- Measurement of noble gas isotopic composition of Doe Canyon well gas is needed.

Thank you.