

# Cultivating Open Training to advance Bio-image Analysis

Robert Haase



<https://doi.org/10.5281/zenodo.11065721>

# Reusing training materials

These slides can be reused under the terms of the [CC-BY 4.0](https://creativecommons.org/licenses/by/4.0/deed.en) license unless mentioned otherwise.

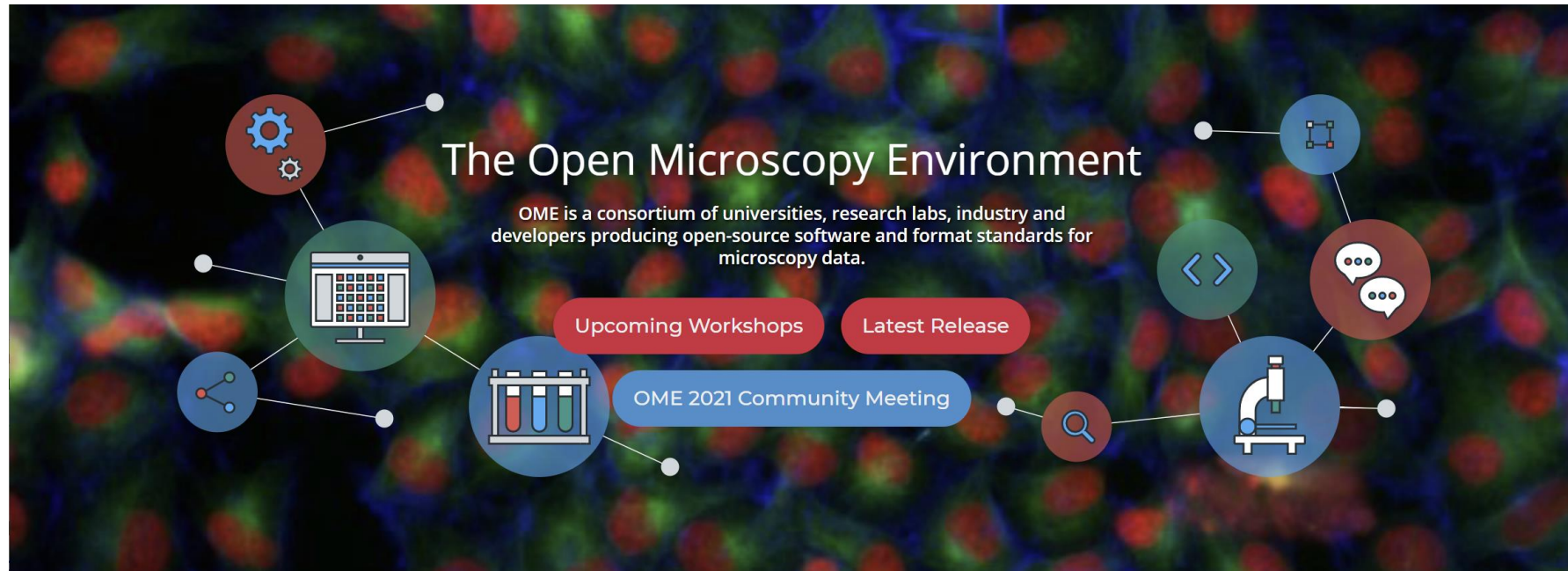


The screenshot shows the Creative Commons Attribution 4.0 International license page. The header includes the Creative Commons logo and navigation links. The main content is divided into three columns:

- You are free to:**
  - Share** — copy and redistribute the material in any medium or format for any purpose, even commercially.
  - Adapt** — remix, transform, and build upon the material for any purpose, even commercially.
  - The licensor cannot revoke these freedoms as long as you follow the license terms.
- Under the following terms:**
  - Attribution** — You must give appropriate credit, provide a link to the license, and indicate if changes were made. You may do so in any reasonable manner, but not in any way that suggests the licensor endorses you or your use.
  - No additional restrictions** — You may not apply legal terms or technological measures that legally restrict others from doing anything the license permits.
- Footer:** Canonical URL : <https://creativecommons.org/licenses/by/4.0/>.

# Licensing: Creative Commons (CC)

## Example



You must put such a sentence and keep the link to CC-BY

Figure cropped from <https://www.openmicroscopy.org/> licensed by University of Dundee & Open Microscopy Environment under [Creative Commons Attribution 4.0 International License](https://creativecommons.org/licenses/by/4.0/)

# Example: Restrictive licensing

The screenshot shows the bioRxiv preprint server interface. The article title is "Content-Aware Image Restoration: Pushing the Limits of Fluorescence Microscopy". The authors listed are Martin Weigert, Uwe Schmidt, Tobias Boothe, Andreas Müller, Alexandr Dibrov, Akanksha Jain, Benjamin Wilhelm, Deborah Schmidt, Coleman Broadus, Siân Culley, Mauricio Rocha-Martins, Fabián Segovia-Miranda, Caren Norden, Ricardo Henriques, Marino Zerial, Michele Solimena, Jochen Rink, Pavel Tomancak, Loic Royer, Florian Jug, and Eugene W. Myers. The article has been published in Nature Methods with DOI 10.1038/s41592-018-0216-7. The article versions section shows four versions, with the current view being Version 5. The copyright notice states: "The copyright holder for this preprint is the author/funder, who has granted bioRxiv a license to display the preprint in perpetuity. It is made available under aCC-BY-NC-ND 4.0 International license." A red box highlights the "CC-BY-NC-ND 4.0" part of the license.

I would love to show you a Figure from this paper!

But I'm not allowed!

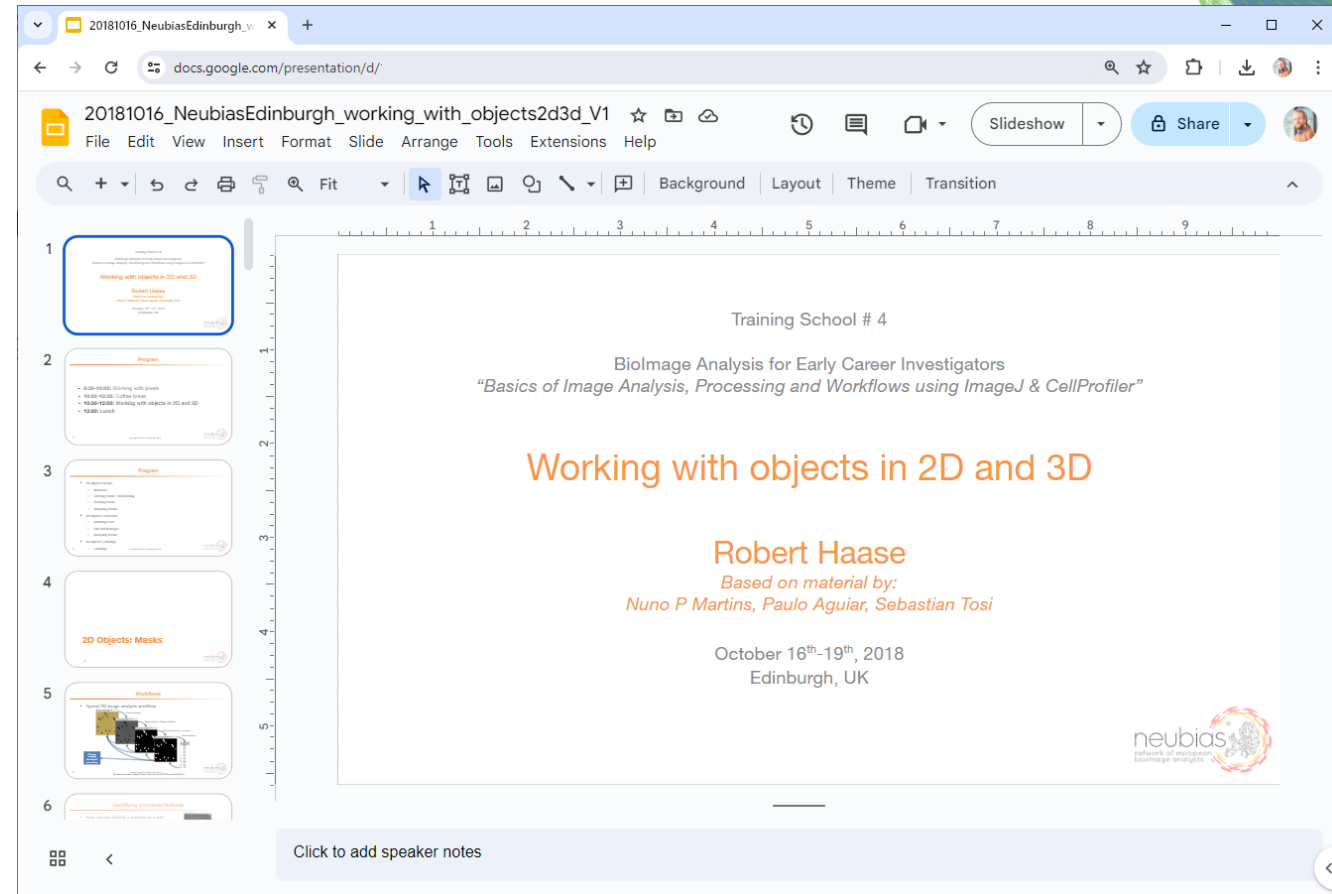
# Example: No licensing

NEUBIAS' amazing collection of online materials

- Great for learning
- Hard to find online
- Not reusable for training because of *unclear* copyright

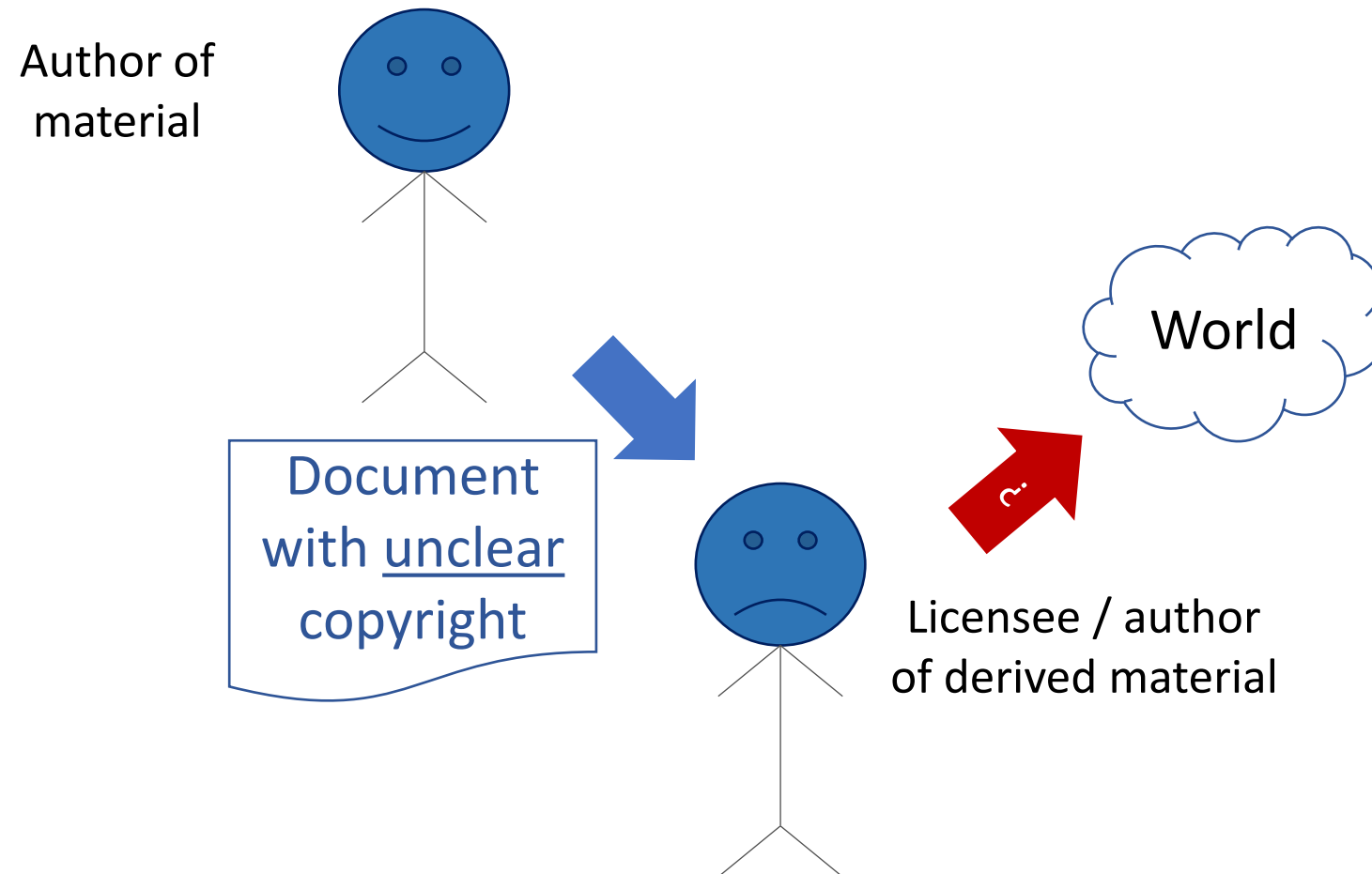
(=All Rights Reserved)

Not *FAIR*

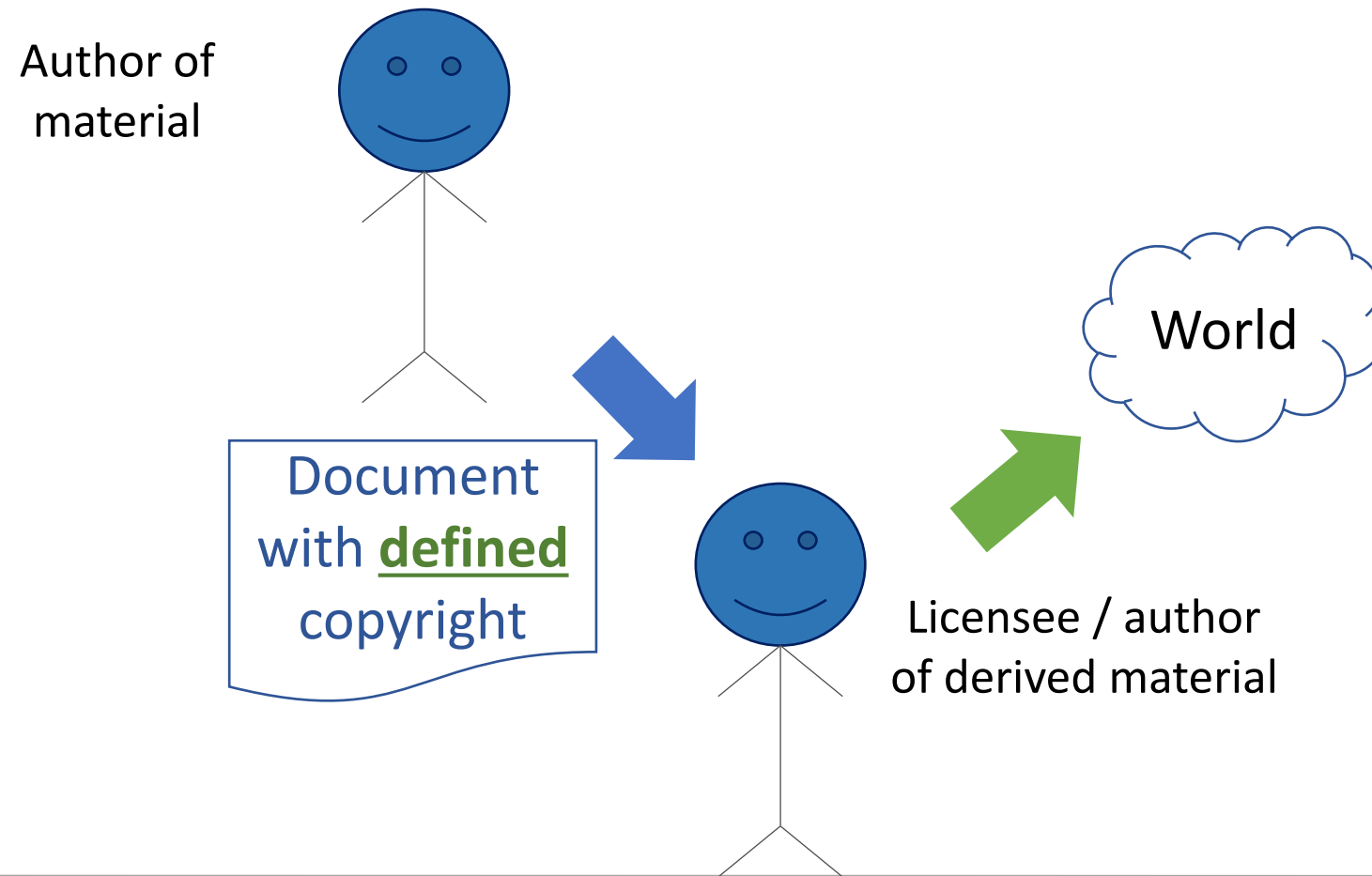





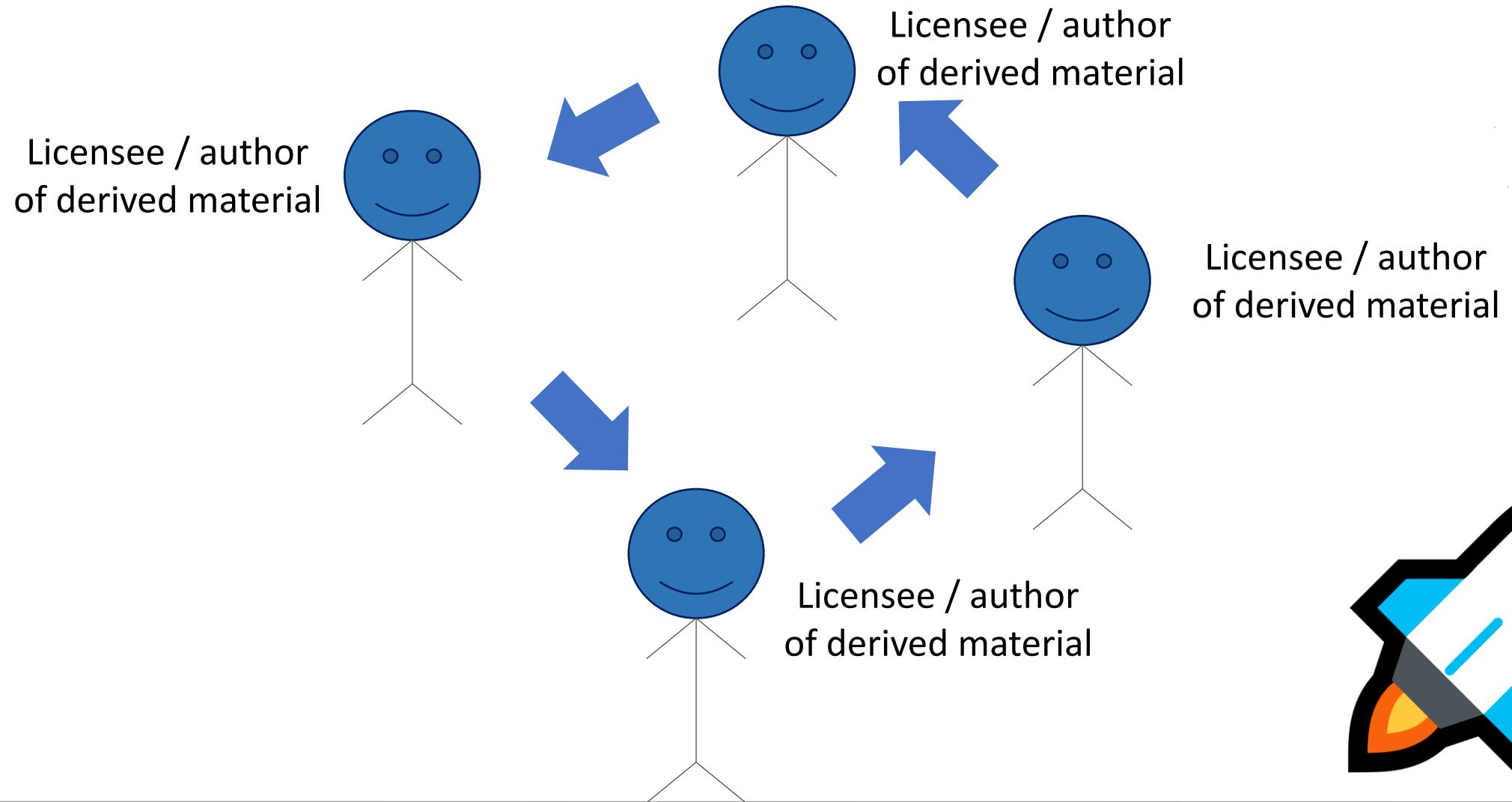
# Am I allowed to publish it?



# Am I allowed to publish it?



# Am I allowed to publish it?





# Data Management Plans (DMPs)

Define responsibilities and procedures early!



*"Data / materials we produce will be published under CC-BY 4.0"*

*"Robert will do this by end of 2025!"*

DMP

- Only if procedures are defined early, everyone can follow them.
- Licenses are important when assembling materials (-> Copyright)
- Meta-data might have *higher quality* if the person responsible for publishing the data is aware of their duties.

Are we going to publish data / materials / code?

What license can we use?

Deciding by the end of the project is too late!

# The FAIR-principles

- Findable
- Accessible
- Interoperable
- Reusable



## scientific **data**

Explore content ▾ About the journal ▾ Publish with us ▾

[nature](#) > [scientific data](#) > [comment](#) > article


Comment | [Open access](#) | Published: 15 March 2016

### The FAIR Guiding Principles for scientific data management and stewardship

[Mark D. Wilkinson](#), [Michel Dumontier](#), [IJsbrand Jan Aalbersberg](#), [Gabrielle Appleton](#), [Myles Axton](#), [Arie Baak](#), [Niklas Blomberg](#), [Jan-Willem Boiten](#), [Luiz Bonino da Silva Santos](#), [Philip E. Bourne](#), [Jildau Bouwman](#), [Anthony J. Brookes](#), [Tim Clark](#), [Mercè Crosas](#), [Ingrid Dillo](#), [Olivier Dumon](#), [Scott Edmunds](#), [Chris T. Evelo](#), [Richard Finkers](#), [Alejandra Gonzalez-Beltran](#), [Alasdair J.G. Gray](#), [Paul Groth](#), [Carole Goble](#), [Jeffrey S. Grethe](#), ... [Barend Mons](#)  [+ Show authors](#)

[Scientific Data](#) **3**, Article number: 160018 (2016) | [Cite this article](#)

**793k** Accesses | **5428** Citations | **2194** Altmetric | [Metrics](#)

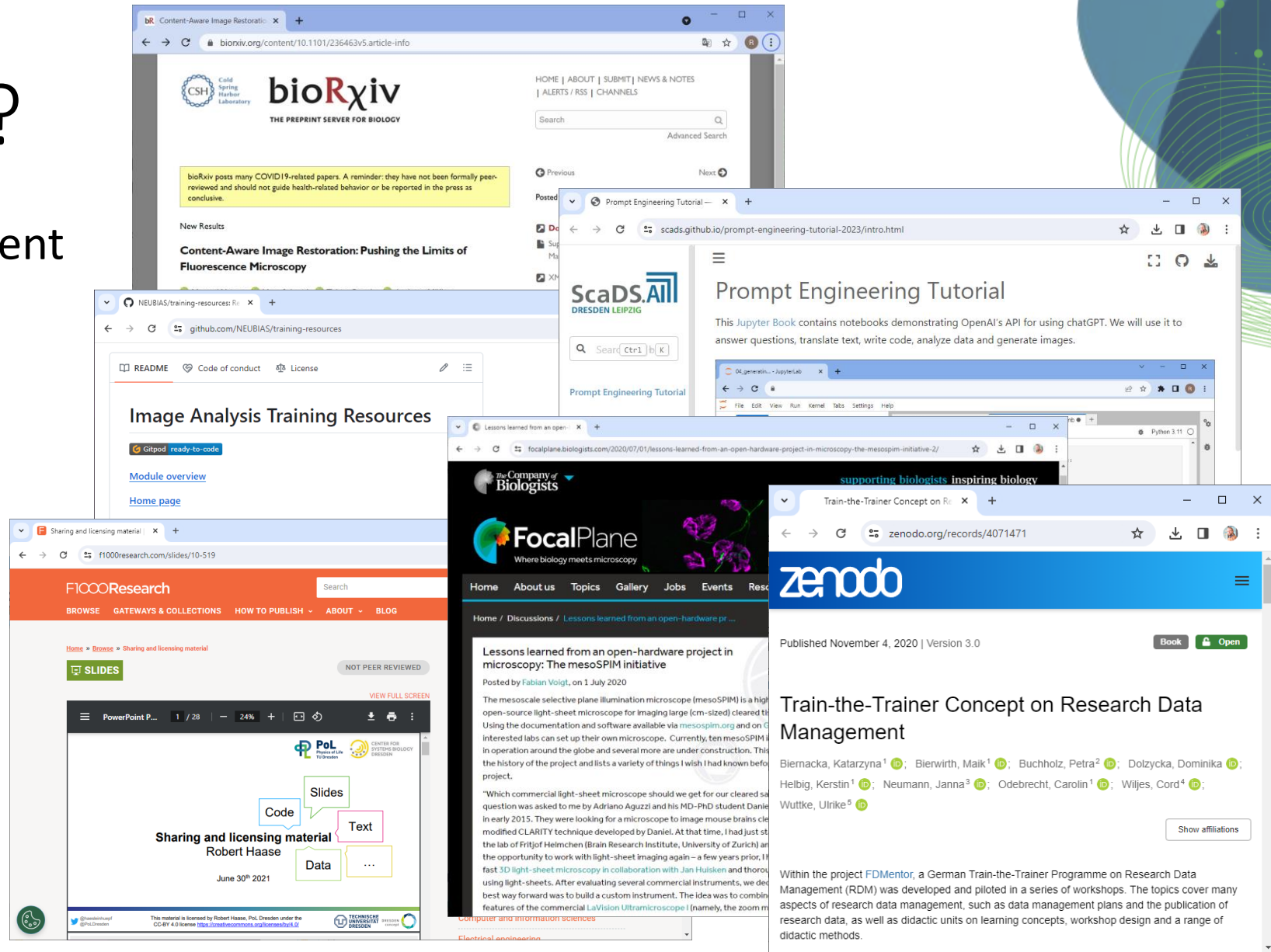
 An [Addendum](#) to this article was published on 19 March 2019

NEUBIAS Trainings happened between 2015 and 2020. It's *ok* that we didn't follow the FAIR principles yet.

But we could do it now. We *just* need to change our sharing culture.

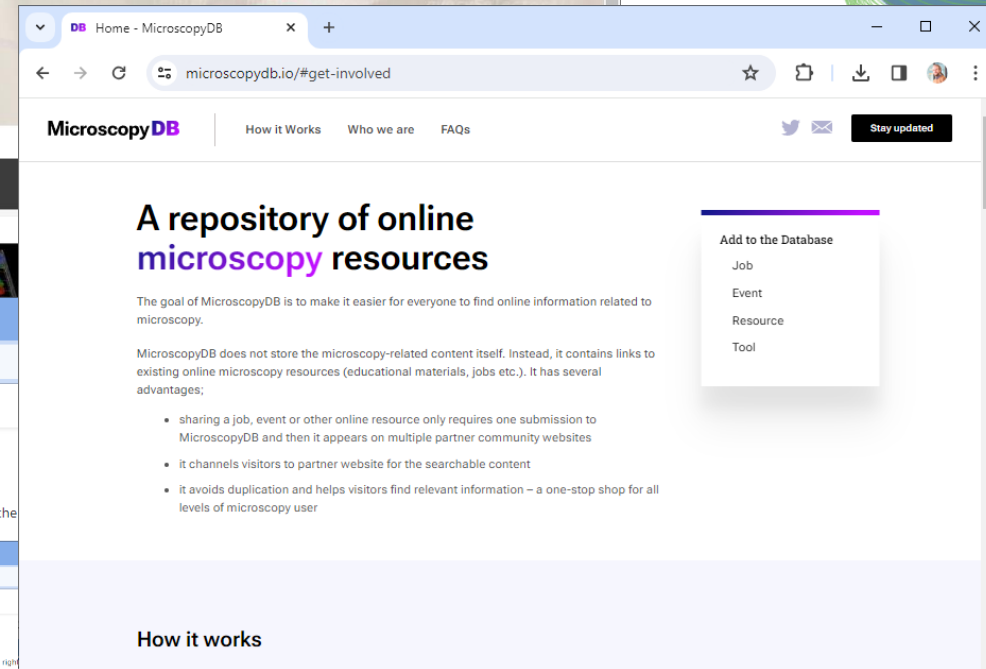
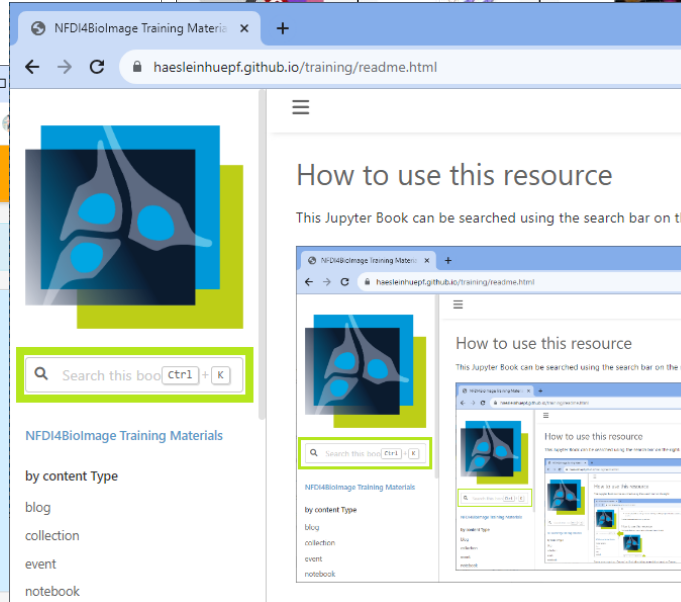
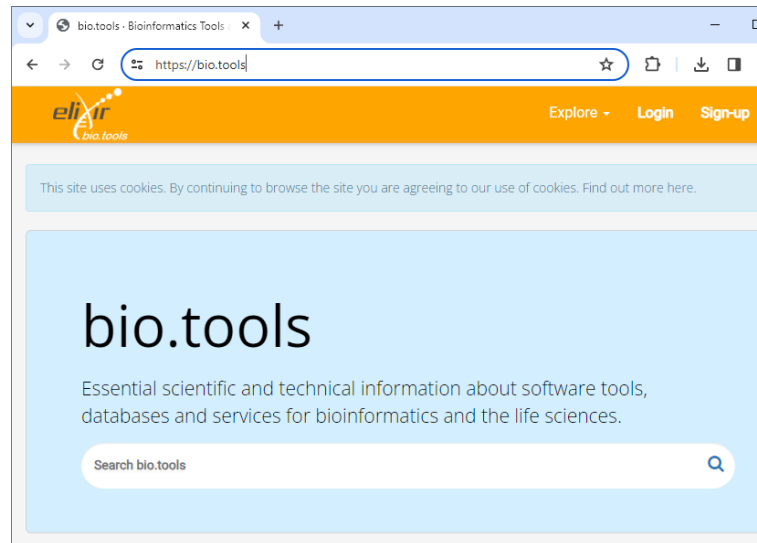

# Where to share?

- Open *training* related content
- bioRxiv (manuscripts)
- Figshare (figure)
- F1000/NEUBIAS (slides)
- Bioimage Archive (data)
- Github (code)
- Github pages (user docs)
- Zenodo (data/slides)
- Focalplane (blogs)
- Institutional servers (if there is no alternative)



# Findability

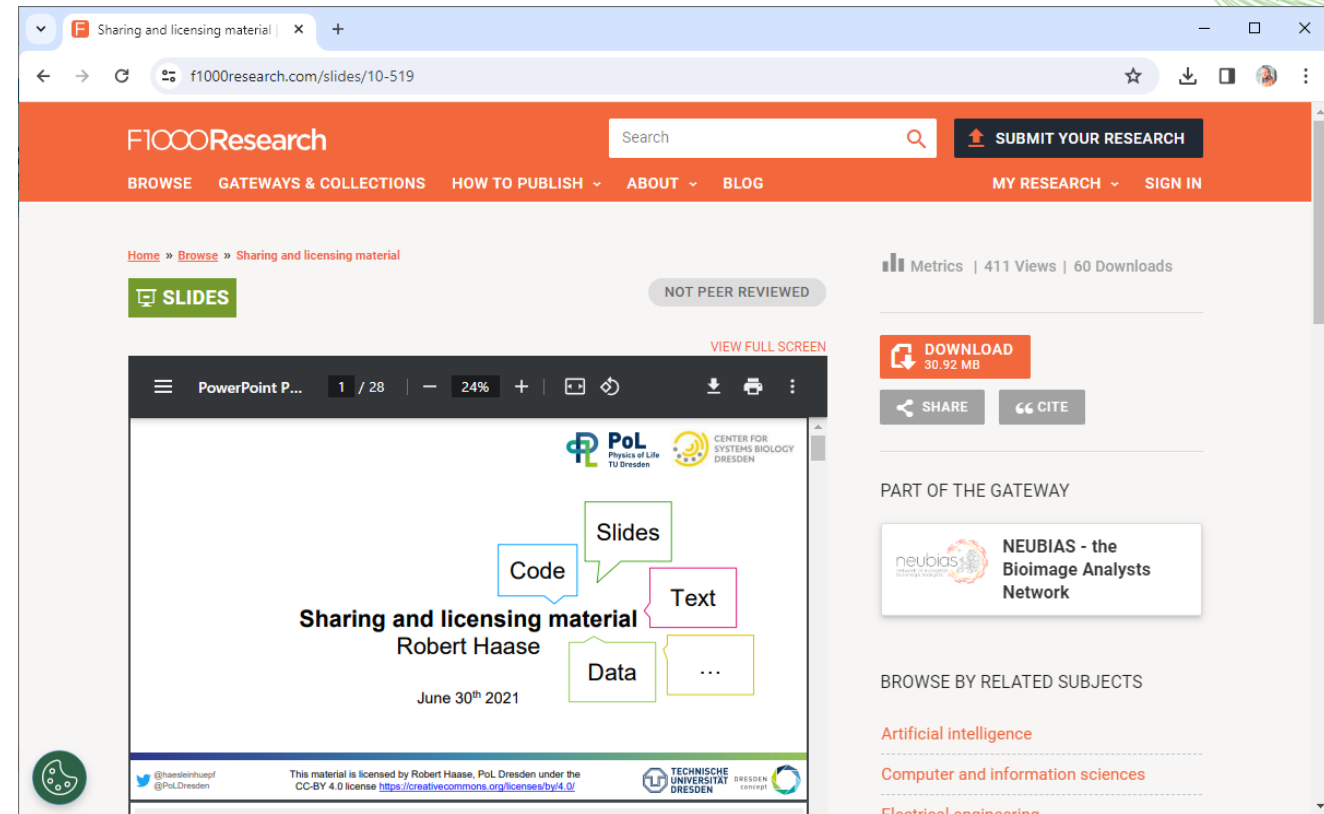
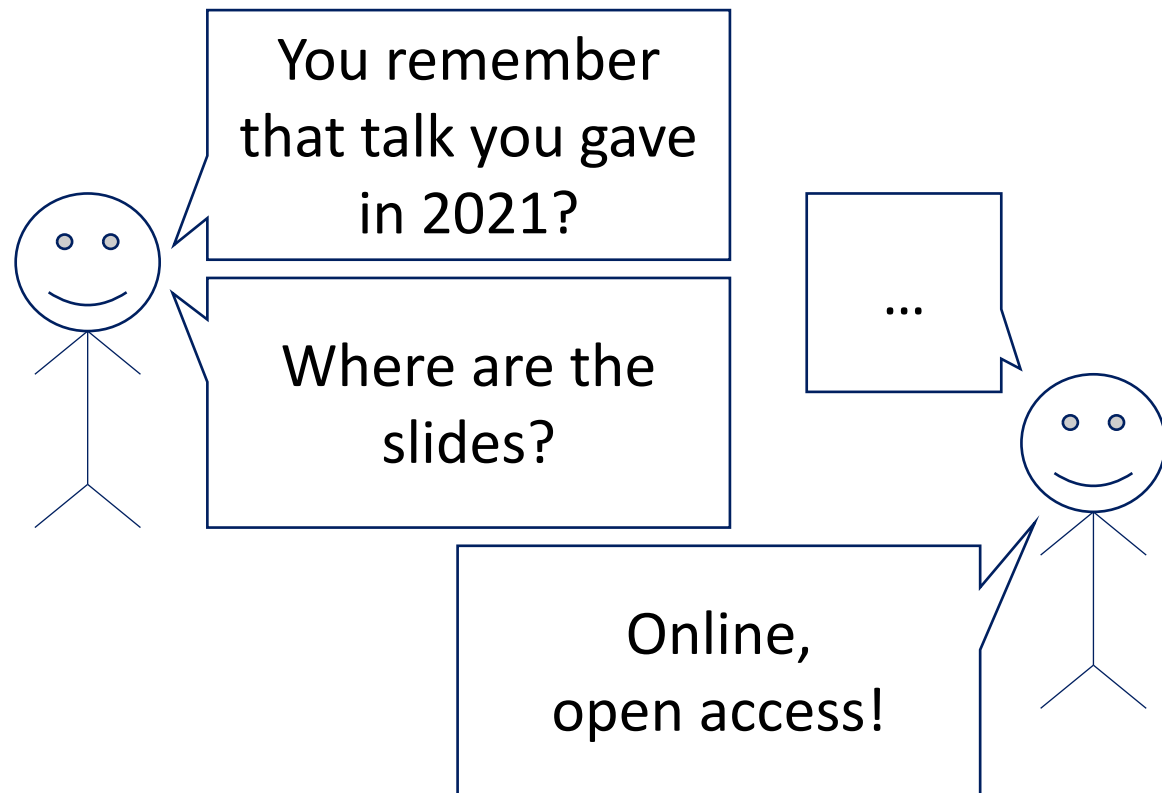
- Make sure your materials are listed in public search indices
- Do not trust google to make your stuff findable





# Incentives: Findability

Your *future-self* will thank you, because they will find your work

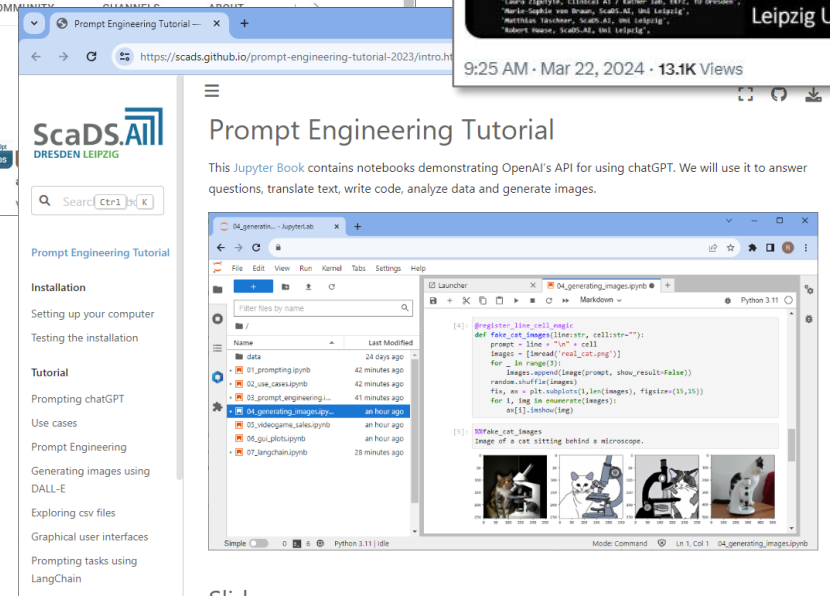



# Incentives: Findability -> Visibility

- YouTube
  - Github
  - X/Twitter
- } Social networks

Open & FAIR Training  
is a PR instrument

- ... leading to
- more software users
  - more course attendees
  - new collaborations

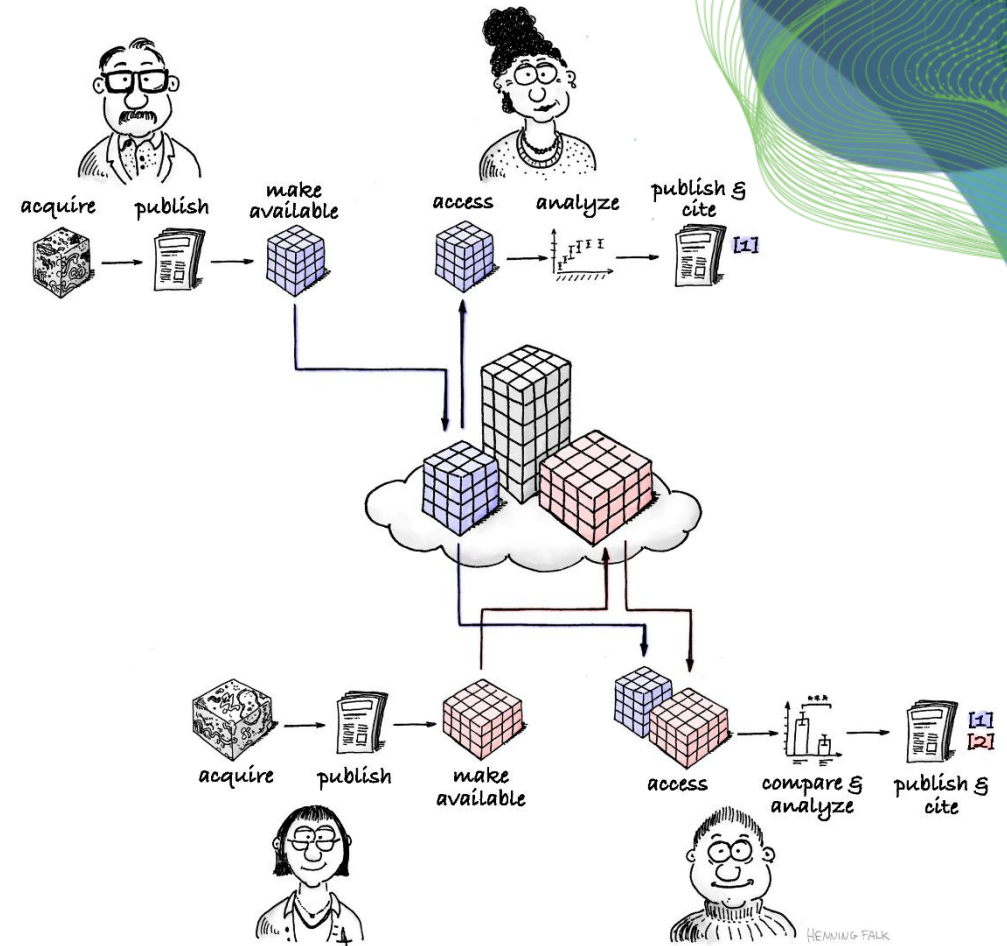




# The FAIR-principles

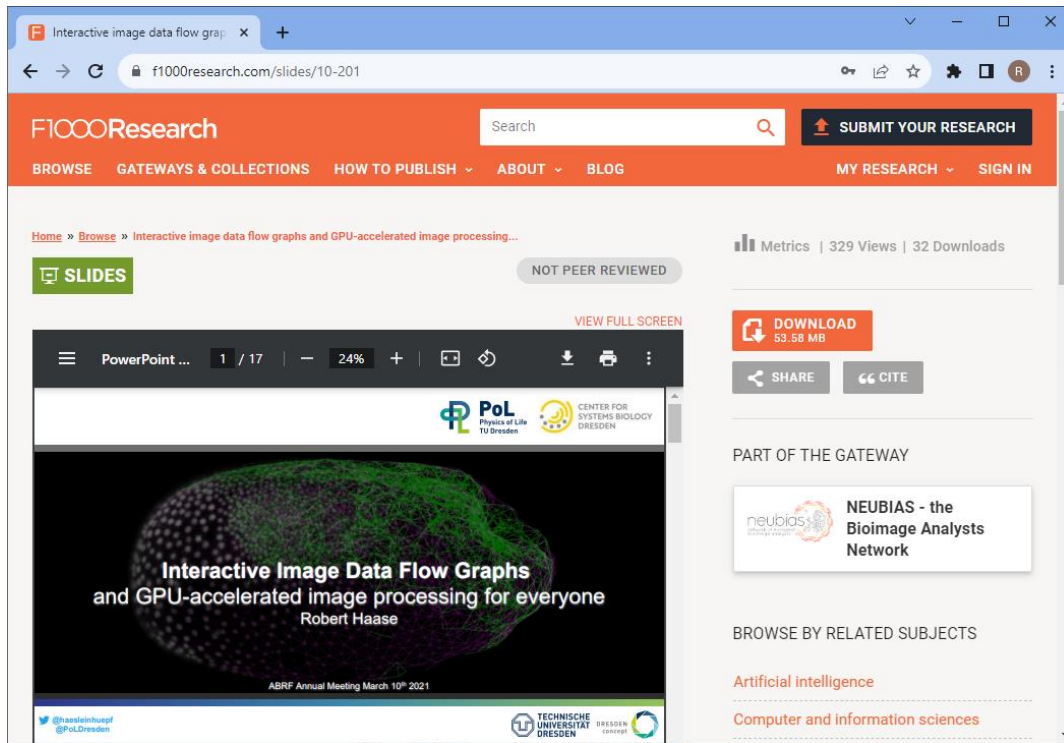
## Reusable

- R1. (Meta)data are richly described with a plurality of accurate and relevant attributes
- R1.1. (Meta)data are released with a clear and accessible data usage license
- R1.2. (Meta)data are associated with detailed provenance
- R1.3. (Meta)data meet domain-relevant community standards



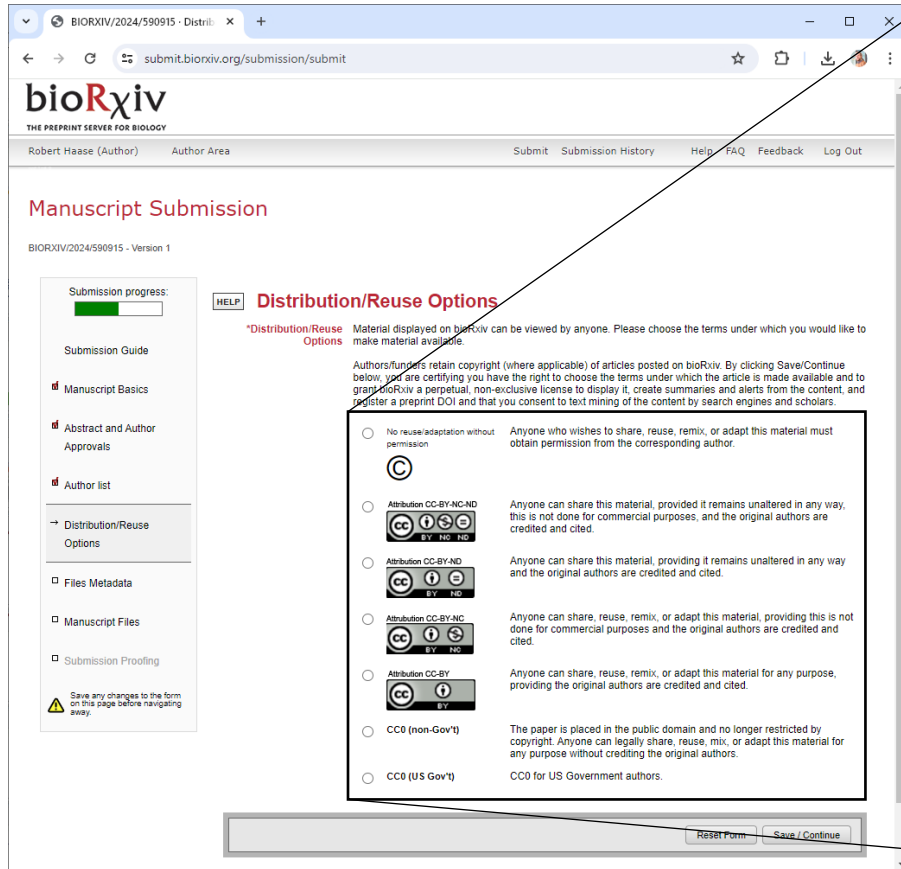
# Incentives: Reusability

- Open Access -> Others teach how to use your tools & methods



# The FAIR-principles

## Making things reusable?



☐ No reuse/adaptation without permission



Anyone who wishes to share, reuse, remix, or adapt this material must obtain permission from the corresponding author.

☐ Attribution CC-BY-NC-ND



Anyone can share this material, provided it remains unaltered in any way, this is not done for commercial purposes, and the original authors are credited and cited.

☐ Attribution CC-BY-ND



Anyone can share this material, providing it remains unaltered in any way and the original authors are credited and cited.

☐ Attribution CC-BY-NC



Anyone can share, reuse, remix, or adapt this material, providing this is not done for commercial purposes and the original authors are credited and cited.

☐ Attribution CC-BY



Anyone can share, reuse, remix, or adapt this material for any purpose, providing the original authors are credited and cited.

☐ CC0 (non-Gov't)

The paper is placed in the public domain and no longer restricted by copyright. Anyone can legally share, reuse, mix, or adapt this material for any purpose without crediting the original authors.

☐ CC0 (US Gov't)

CC0 for US Government authors.

# Licensing: Permissive versus restrictive

	Download and share for free	Reuse parts, e.g. Figures	Reuse parts, e.g. in paid training
CC-BY	✓	✓	✓
CC-BY-SA	✓ Only under CC-BY-SA	✓ Only under CC-BY-SA	✓ Only under CC-BY-SA
CC-BY-NC	✓	✓ (if free of charge)	✗
CC-BY-ND	✓	✗	✗
CC-BY-NC-ND	✓	✗	✗

Bad for the progress of science

In particular in the training context

# Licensing: Permissive versus restrictive

If you decide for a **Non-Derivatives (ND)** or **Non-Commercial (NC)** license, please have a good reason to do so. These two prohibit reuse of your materials, e.g. paid trainings.



# Licensing: Permissive versus restrictive

- Restrictive
  - You can reuse our stuff, but only if you ...
    - License your work with the same license we do
    - Make your stuff openly available
    - Make no money with derivatives of our work
  - Examples: **GPL, CC-BY-SA, CC-BY-NC, CC-BY-ND**
- Permissive licensing:
  - Do whatever you like with our stuff, just make sure to mention / cite us ...
  - Examples: **BSD, MIT, Apache, CC-BY**

I conclude,  
these are  
*less open* in  
a sense







# Take home message

If you share material (openly or not)


license it

and it'll be harder to steal it



Please use

# CC-BY



as license for your materials to make them reusable.

# Summary

- If you want to make your stuff reusable:
  - Share it on community-wide platforms (not institutional servers)
  - Register them in search-indices
  - Use permissive licenses
- Read more:
  - A Call for FAIR and Open-Access Training Materials to advance Bioimage Analysis  
<https://osf.io/2zgmc> with Christian Tischer, Pete Bankhead, Kota Miura and Beth Cimini
  - Sharing on Zenodo  
<https://focalplane.biologists.com/2023/02/15/sharing-research-data-with-zenodo/>
  - Sharing on Figshare, by Elisabeth Kugler  
<https://focalplane.biologists.com/2023/07/26/sharing-your-poster-on-figshare/>
  - Collaborative work on github  
<https://focalplane.biologists.com/2021/09/04/collaborative-bio-image-analysis-script-editing-with-git/>
  - Licensing  
<https://focalplane.biologists.com/2023/05/06/if-you-license-it-itll-be-harder-to-steal-it-why-we-should-license-our-work/>



<https://doi.org/10.5281/zenodo.11065721>

# Acknowledgements

## Communities & platforms

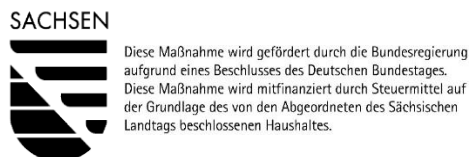


## BiAPoL team

- Marcelo Zoccoler
  - Johannes Soltwedel
  - Maleeha Hassan
  - Stefan Hahmann
- Former lab members:
- Ryan George Savill
  - Laura Zigutyte
  - Mara Lampert
  - Allyson Ryan
  - Conni Wetzker
  - Somashekhar Kulkarni
  - Till Korten



## Funding



## Some Figures were generated using

