

Please provide the unique ID number for your DMP project on FairWizard. Typically, you can find this ID in your project title, which follows the format "VU template DMP with FER [id: ID number]. ⓘ

3

119863

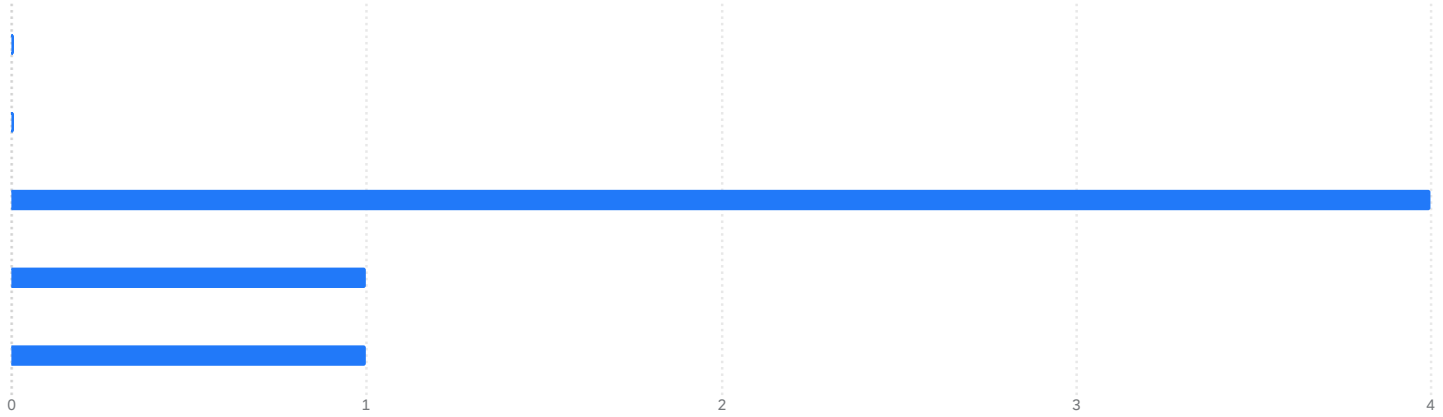
7

ID:5

119863

2

On a scale of 1 to 5, how relevant are communities for this DMP? 1 indicating that no community is relevant and 5 indicating that many communities are relevant. ⓘ ⓘ



On a scale of 1 to 5, how relevant are communities for this DMP? 1 indicating that no community is relevant and 5 indicating that many communities are relevant. ⓘ ⓘ

Q1 - On a scale of 1 to 5, how relevant are communities for this DMP? 1 indicating that no community is relevant and 5 indicating that many communities are relevant.		
	Percentage	Count
1	0%	0
2	0%	0
3	67%	4
4	17%	1
5	17%	1
Sum	100%	6

On a scale of 1 to 5, how relevant are communities for this DMP? 1 indicating that no community is relevant and 5 indicating that many communities are relevant. 6 ⓘ

On a scale of 1 to 5, how relevant are communities for this DMP? 1 indicati...	Average	Minimum	Maximum	Count
1	-	-	-	0
2	-	-	-	0
3	52.00	52.00	52.00	4
4	53.00	53.00	53.00	1
5	54.00	54.00	54.00	1

On a scale of 1 to 5, please evaluate whether the suggestions provided in this DMP are helpful for the communities in answering their corresponding questions. 1 indicating that it is not helpful and 5 indicating that it is very helpful. 6 ⓘ



On a scale of 1 to 5, please evaluate whether the suggestions provided in this DMP are helpful for the communities in answering their corresponding questions. 1 indicating that it is not helpful and 5 indicating that it is very helpful. 6 ⓘ

Q2 - On a scale of 1 to 5, please evaluate whether the suggestions provided in this DMP are helpful for the communities in answering their corresponding questions. 1 indicating that it is not helpful and 5 indicating that it is very helpful.	Percentage	Count
1	0%	0
2	17%	1
3	33%	2
4	50%	3
5	0%	0
Sum	100%	6

On a scale of 1 to 5, please evaluate whether the suggestions provided in this DMP are helpful for the communities in answering their corresponding questions. 1 indicating that it is not helpful and 5 indicating that it is very helpful. 6 ⓘ

On a scale of 1 to 5, please evaluate whether the suggestions provided in t...	Average	Minimum	Maximum	Count
1	-	-	-	0
2	2.00	2.00	2.00	1
3	3.00	3.00	3.00	2
4	4.00	4.00	4.00	3
5	-	-	-	0

On a scale of 1 to 5, how much would you consider aligning the decisions in this DMP with those made by the relevant community? 1 indicating minimal alignment and 5 indicating complete alignment. 6 ⓘ



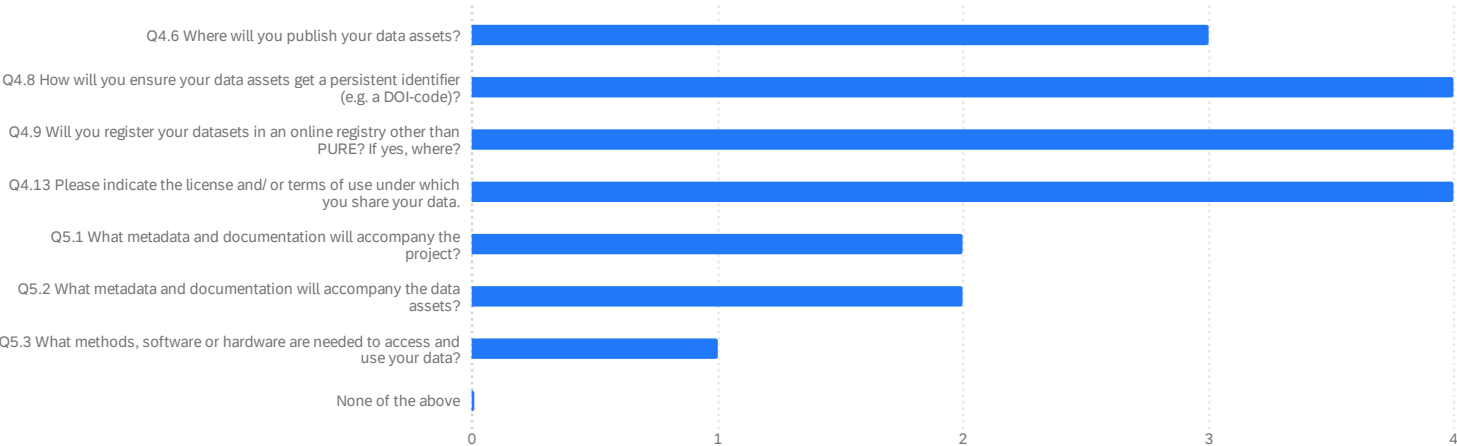
On a scale of 1 to 5, how much would you consider aligning the decisions in this DMP with those made by the relevant community? 1 indicating minimal alignment and 5 indicating complete alignment. 6 ⓘ

Q3 - On a scale of 1 to 5, how much would you consider aligning the decisions in this DMP with those made by the relevant community? 1 indicating minimal alignment and 5 indicating complete alignment.	Percentage	Count
1	0%	0
2	17%	1
3	50%	3
4	17%	1
5	17%	1
Sum	100%	6

On a scale of 1 to 5, how much would you consider aligning the decisions in this DMP with those made by the relevant community? 1 indicating minimal alignment and 5 indicating complete alignment. 6 ⓘ

On a scale of 1 to 5, how much would you consider aligning the decisions in...	Average	Minimum	Maximum	Count
1	-	-	-	0
2	2.00	2.00	2.00	1
3	3.00	3.00	3.00	3
4	4.00	4.00	4.00	1
5	5.00	5.00	5.00	1

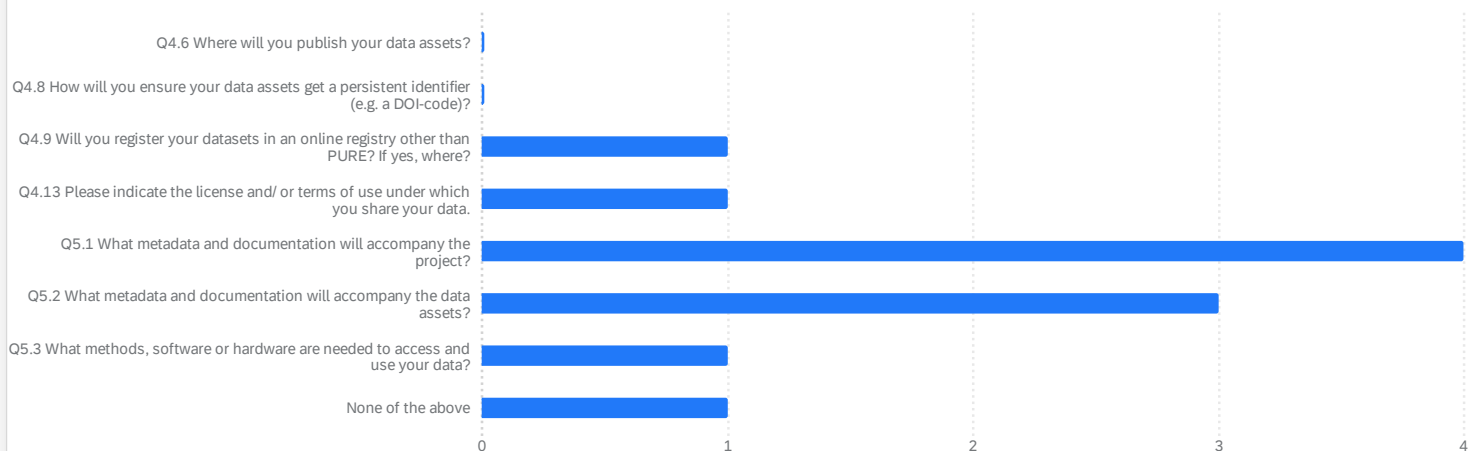
On which question(s) were the suggestions helpful or inspiring? 6 ⓘ



On which question(s) were the suggestions helpful or inspiring? 6 ⓘ

Q4 - On which question(s) were the suggestions helpful or inspiring?	Percentage	Count
Q4.6 Where will you publish your data assets?	50%	3
Q4.8 How will you ensure your data assets get a persistent identifier (e.g. a DOI-code)?	67%	4
Q4.9 Will you register your datasets in an online registry other than PURE? If yes, where?	67%	4
Q4.13 Please indicate the license and/ or terms of use under which you share your data.	67%	4
Q5.1 What metadata and documentation will accompany the project?	33%	2
Q5.2 What metadata and documentation will accompany the data assets?	33%	2
Q5.3 What methods, software or hardware are needed to access and use your data?	17%	1
None of the above	0%	0
Sum	333%	20

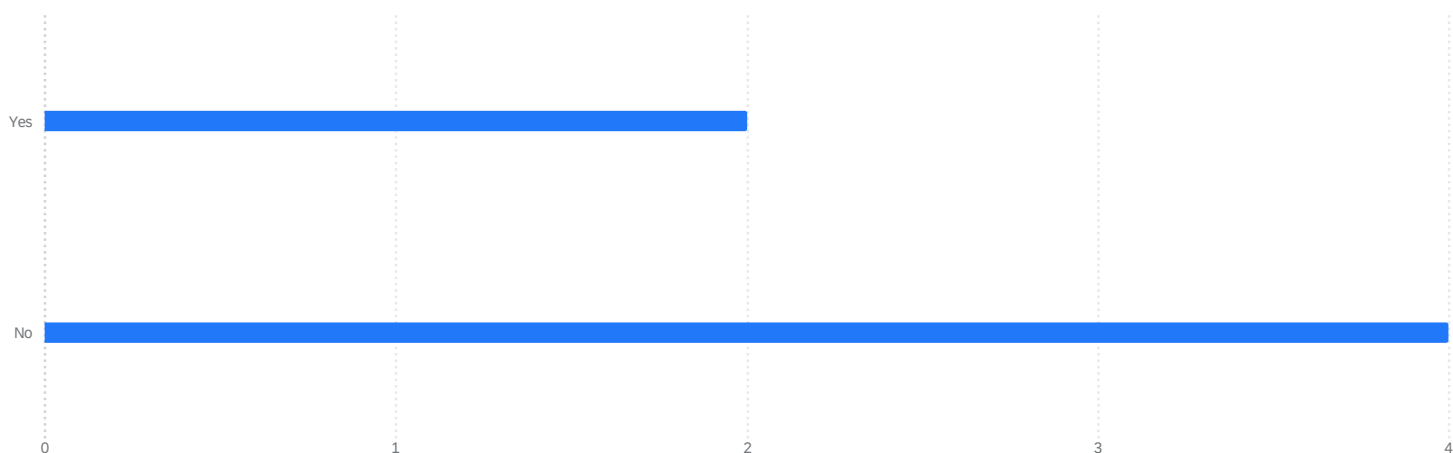
On which question(s) were the suggestions not helpful or misleading? 6 ⓘ



On which question(s) were the suggestions not helpful or misleading? 6 ⓘ

Q5 - On which question(s) were the suggestions not helpful or misleading?	Percentage	Count
Q4.6 Where will you publish your data assets?	0%	0
Q4.8 How will you ensure your data assets get a persistent identifier (e.g. a DOI-code)?	0%	0
Q4.9 Will you register your datasets in an online registry other than PURE? If yes, where?	17%	1
Q4.13 Please indicate the license and/ or terms of use under which you share your data.	17%	1
Q5.1 What metadata and documentation will accompany the project?	67%	4
Q5.2 What metadata and documentation will accompany the data assets?	50%	3
Q5.3 What methods, software or hardware are needed to access and use your data?	17%	1
None of the above	17%	1
Sum	183%	11

Did you find all the FAIR-Enabling Resources you wanted to specify in the list (using the search bar)? 6 ⓘ



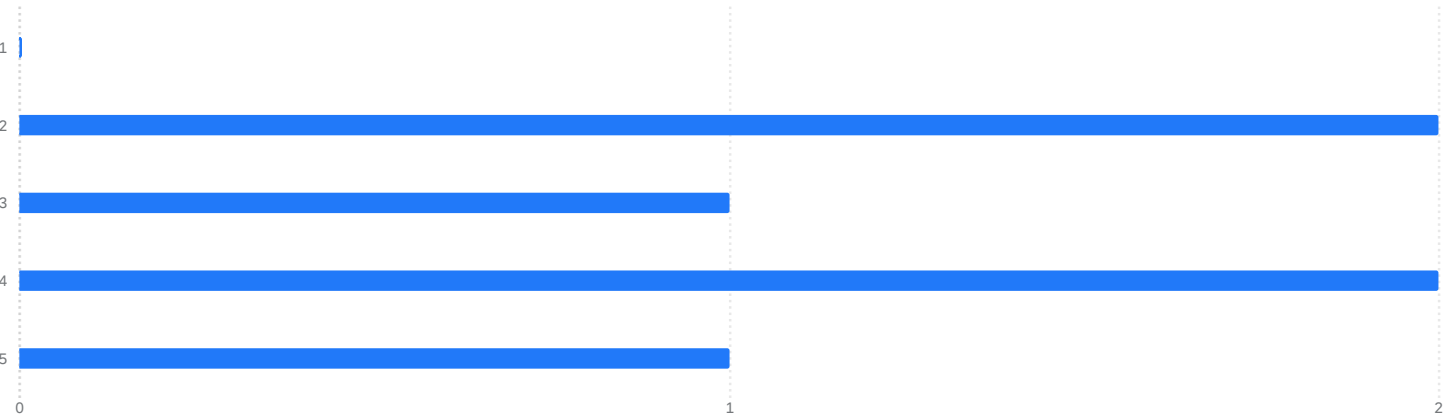
Did you find all the FAIR-Enabling Resources you wanted to specify in the list (using the search bar)? 6 ⓘ

Q6 - Did you find all the FAIR-Enabling Resources you wanted to specify in the list (using the search bar)?	Percentage	Count
Yes	33%	2
No	67%	4
Sum	100%	6

Did you find all the FAIR-Enabling Resources you wanted to specify in the list (using the search bar)? 6 ⓘ

Did you find all the FAIR-Enabling Resources you wanted to specify in the L...	Average	Minimum	Maximum	Count
Yes	44.00	44.00	44.00	2
No	45.00	45.00	45.00	4

On a scale of 1 to 5, how easy was it for you to find the FAIR-Enabling Resource in the search bar? 1 indicating extremely difficult and 5 indicating extremely easy. 6 ⓘ



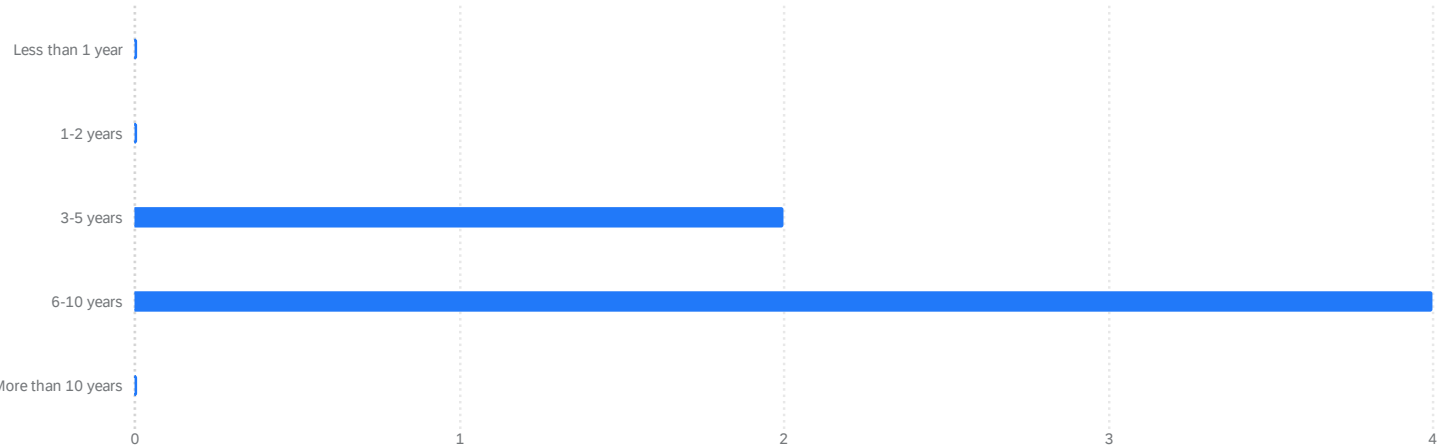
On a scale of 1 to 5, how easy was it for you to find the FAIR-Enabling Resource in the search bar? 1 indicating extremely difficult and 5 indicating extremely easy. 6 ⓘ

Q7 - On a scale of 1 to 5, how easy was it for you to find the FAIR-Enabling Resource in the search bar? 1 indicating extremely difficult and 5 indicating extremely easy.	Percentage	Count
1	0%	0
2	33%	2
3	17%	1
4	33%	2
5	17%	1
Sum	100%	6

On a scale of 1 to 5, how easy was it for you to find the FAIR-Enabling Resource in the search bar? 1 indicating extremely difficult and 5 indicating extremely easy. 6 ⓘ

On a scale of 1 to 5, how easy was it for you to find the FAIR-Enabling Res...	Average	Minimum	Maximum	Count
1	-	-	-	0
2	67.00	67.00	67.00	2
3	68.00	68.00	68.00	1
4	69.00	69.00	69.00	2
5	70.00	70.00	70.00	1

How many years have you been in academia (counting from the start of your PhD)? 6 ⓘ



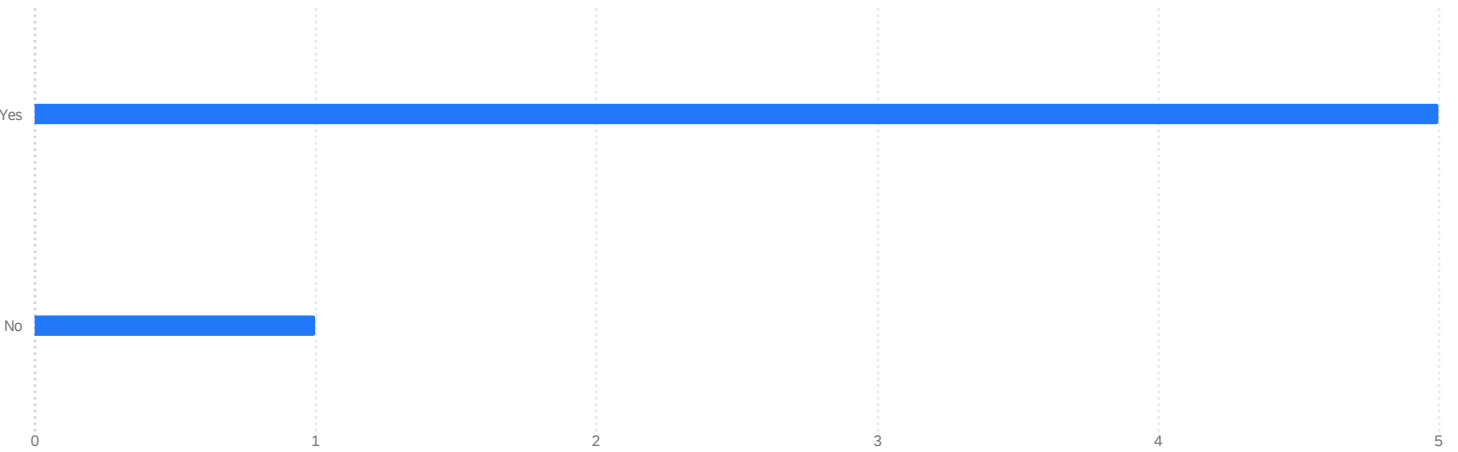
How many years have you been in academia (counting from the start of your PhD)? 6 ⓘ

Q8 - How many years have you been in academia (counting from the start of your PhD)?	Percentage	Count
Less than 1 year	0%	0
1-2 years	0%	0
3-5 years	33%	2
6-10 years	67%	4
More than 10 years	0%	0
Sum	100%	6

How many years have you been in academia (counting from the start of your PhD)? 6 ⓘ

How many years have you been in academia (counting from the start of your P...	Average	Minimum	Maximum	Count
Less than 1 year	-	-	-	0
1-2 years	-	-	-	0
3-5 years	192.00	192.00	192.00	2
6-10 years	193.00	193.00	193.00	4
More than 10 years	-	-	-	0

Have you written any DMP before? 6 ⓘ



Have you written any DMP before? 6 ⓘ

Q9 - Have you written any DMP before?	Percentage	Count
Yes	83%	5
No	17%	1
Sum	100%	6

Have you written any DMP before? 6 ⓘ

Have you written any DMP before?	Average	Minimum	Maximum	Count
Yes	47.00	47.00	47.00	5
No	48.00	48.00	48.00	1

On a scale of 1 to 5, how clear was the goal of the study to you? 1 indicating not clear at all and 5 indicating very clear. 6 ⓘ



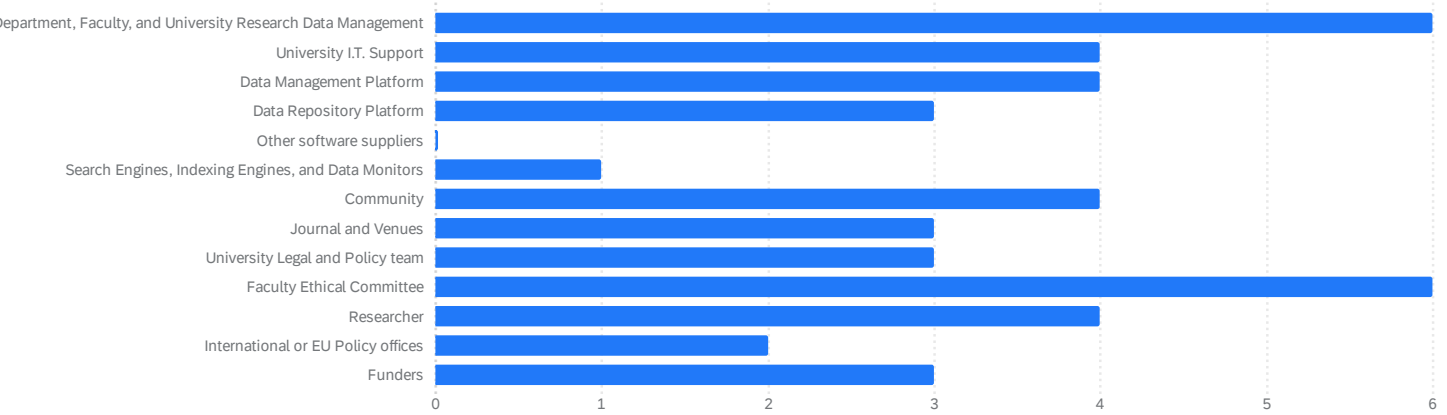
On a scale of 1 to 5, how clear was the goal of the study to you? 1 indicating not clear at all and 5 indicating very clear. 6 ⓘ

Q10 - On a scale of 1 to 5, how clear was the goal of the study to you? 1 indicating not clear at all and 5 indicating very clear.	Percentage	Count
1	0%	0
2	17%	1
3	33%	2
4	50%	3
5	0%	0
Sum	100%	6

On a scale of 1 to 5, how clear was the goal of the study to you? 1 indicating not clear at all and 5 indicating very clear. 6 ⓘ

On a scale of 1 to 5, how clear was the goal of the study to you? 1 indicat...	Average	Minimum	Maximum	Count
1	-	-	-	0
2	2.00	2.00	2.00	1
3	3.00	3.00	3.00	2
4	4.00	4.00	4.00	3
5	-	-	-	0

If you were provided with suggestions from the following entities, whose suggestions will have an impact on your decision? You can select multiple choices from the list. 6 ⓘ



If you were provided with suggestions from the following entities, whose suggestions will have an impact on your decision? You can select multiple choices from the list. 6 ⓘ

Q11 - If you were provided with suggestions from the following entities, whose suggestions will have an impact on your decision? You can select multiple choices from the list.	Percentage	Count
Department, Faculty, and University Research Data Management	100%	6
University I.T. Support	67%	4
Data Management Platform	67%	4
Data Repository Platform	50%	3
Other software suppliers	0%	0
Search Engines, Indexing Engines, and Data Monitors	17%	1
Community	67%	4
Journal and Venues	50%	3
University Legal and Policy team	50%	3
Faculty Ethical Committee	100%	6
Researcher	67%	4
International or EU Policy offices	33%	2
Funders	50%	3
Sum	717%	43

none.

I chose mock DMP 2 "Understanding Public Opinion on Climate Change" because this topic is more close to the theory and method I've conducted before. Somehow there was only two pages in that file instead of seven pages as it stated. I am not sure whether this is on purpose or not. Also, I think due to my own background and experiences with qualitative methods including ethnographic methods, many concepts in the DMP are difficult for me to comprehend. For researchers like me, this type of DMP is not so common. So I am not sure my answers can contribute to your study.

I did not face any specific difficulties

I didn't really understood the use of FIPs and FERs.

At times I struggled understanding the terminology (while I have created DMPs before I wouldn't describe myself as particularly knowledgeable on the matter) On a more methodological level, I would probably have had an easier time doing this for a project I am working on myself. At times it was not clear to me how the recommendations from different communities came about and how I could judge their usefulness. More context might have helped.

Terminology not always clear (many abbreviations and lots of technical language). Not being familiar with metadata standards, this was confusing. I think not only I, but most colleagues, are in need of information/training on Data management practices in general, but perhaps metadata practices in particular.
