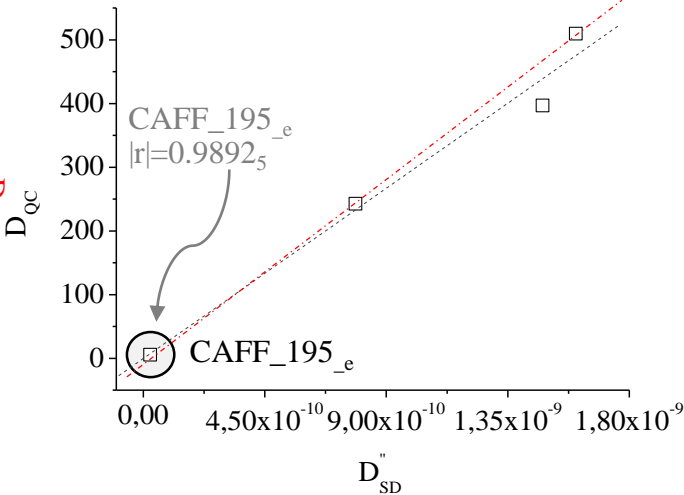
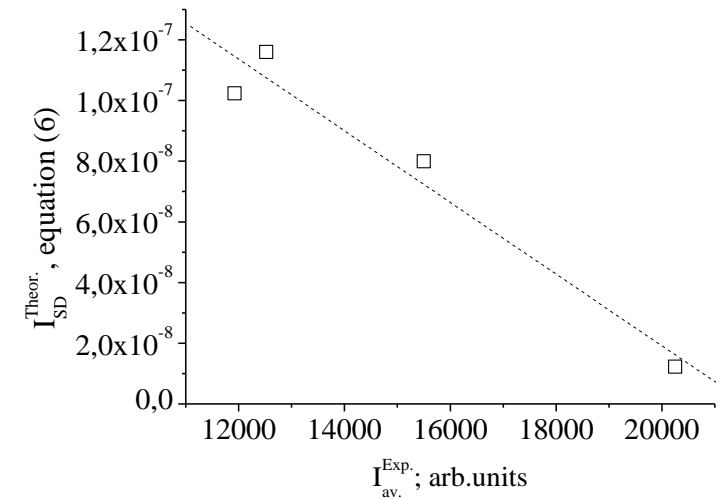
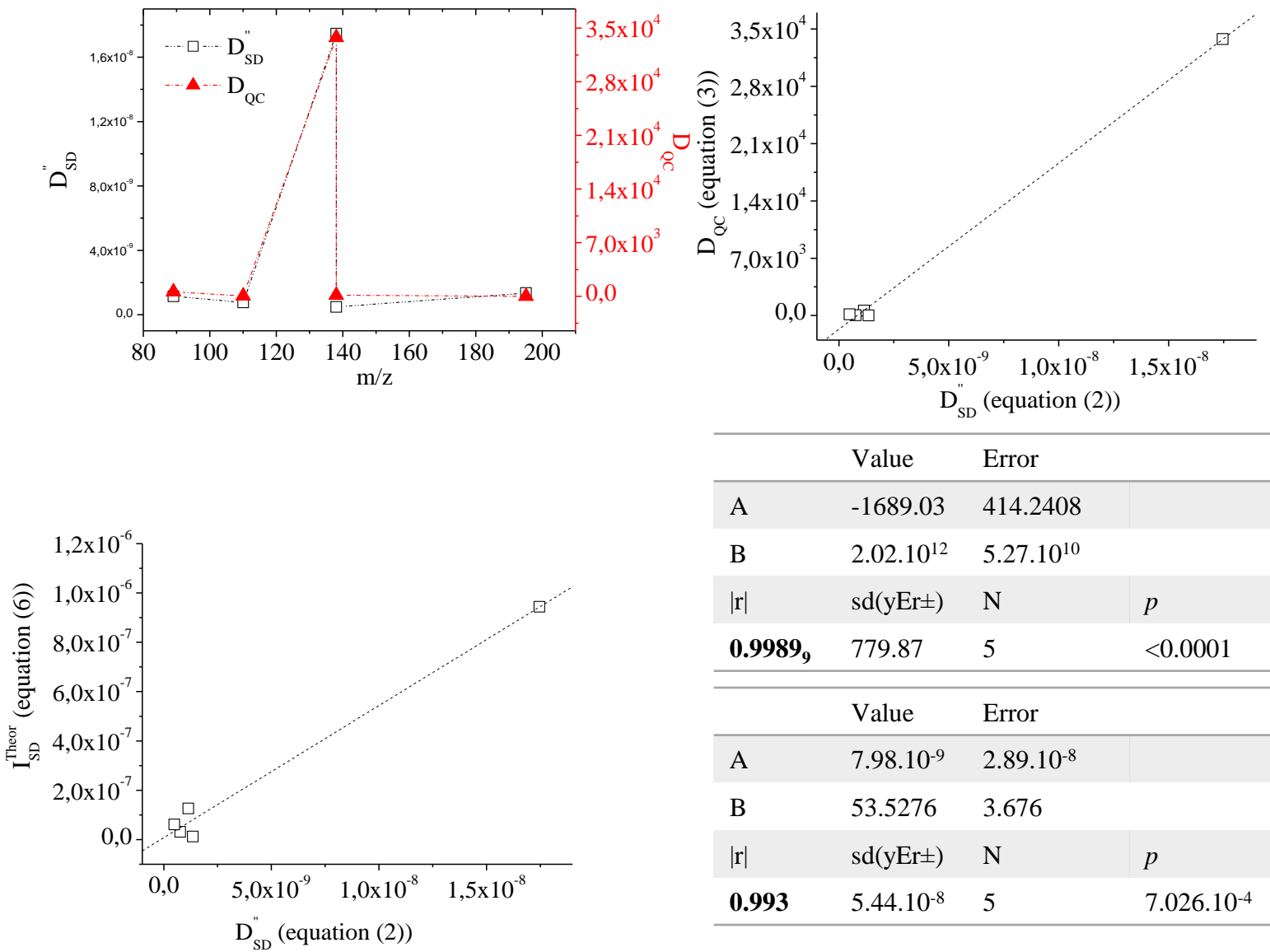


	Value	Error	
A	-0.29708	35.88622	
B	2.97.10 ¹¹	3.096.10 ¹⁰	
r	sd(yEr±)	N	<i>p</i>
0.9893	38.97803	4	0.0107



	Value	Error	
A	-4.64472	4.80695	
B	3.19.10 ¹¹	4.665.10 ⁹	
r	sd(yEr±)	N	<i>p</i>
0.9998,	5.20187	3	0.00929

	Value	Error	
A	2.56.10 ⁻⁷	2,84.10 ⁻⁸	
B	-1,182.10 ⁻¹¹	1,84.10 ⁻¹²	
r	sd(yEr±)	N	<i>p</i>
-0.9764 ₆	1,216.10 ⁻⁸	4	0.02345



	Value	Error	
A	-1689.03	414.2408	
B	$2.02 \cdot 10^{12}$	$5.27 \cdot 10^{10}$	
r	sd(yEr±)	N	<i>p</i>
0.9989,	779.87	5	<0.0001

	Value	Error	
A	$7.98 \cdot 10^{-9}$	$2.89 \cdot 10^{-8}$	
B	53.5276	3.676	
r	sd(yEr±)	N	<i>p</i>
0.993	$5.44 \cdot 10^{-8}$	5	$7.026 \cdot 10^{-4}$

$$K=\frac{e\times D}{k_B\times T}$$