

LimeSurvey – Colectica Integration

Author: Adam Zammit, ACSPRI adam.zammit@acspri.org.au

Document version: 1.0.0

Document date: 24 November 2023

1

2

Table of Contents

Background..... 3

Usage 3

 Importing a question/questions – Step 1 4

 Importing – Choose Import from Colectica plugin 5

 Importing – Browse or search..... 6

 Importing – Selecting questions and question group..... 7

 Importing – imported question view..... 8

 8

 Importing – preview question view 9

 9

Source URL 10

Background

LimeSurvey is the most popular open source web survey tool. It is used by institutions worldwide for collecting survey data. Colectica is a web based data and metadata archiving and publication tool. Colectica is used by institutions worldwide to publish their survey data in a structured format.

To enable the efficient reuse, referencing and documentation of high quality survey questions, the ImportQuestionFromColectica plugin was developed for LimeSurvey by ACSPRI as part of the IRISS project.

This plugin allows for administrators of LimeSurvey system to integrate with a Colectica repository, which allows LimeSurvey users to search or browse the repository in the LimeSurvey interface and create questions based on existing published survey questionnaires.

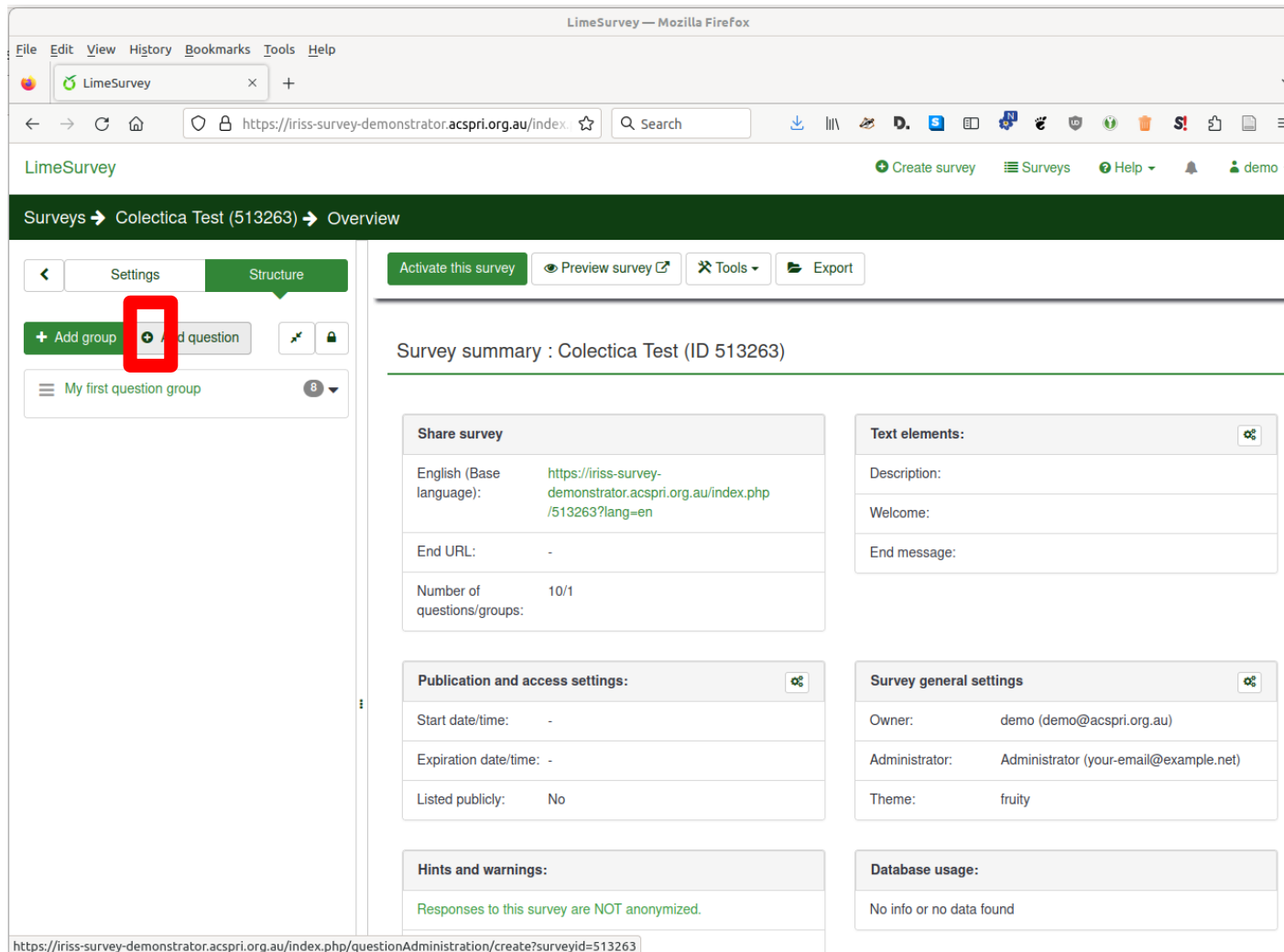
Usage

The ImportQuestionFromColectica plugin needs to be installed and configured by the LimeSurvey system administrator. Please follow the instructions in the README to do this.

Once the plugin is installed and configured, your users can follow the steps below to import questions from the Colectica repository.

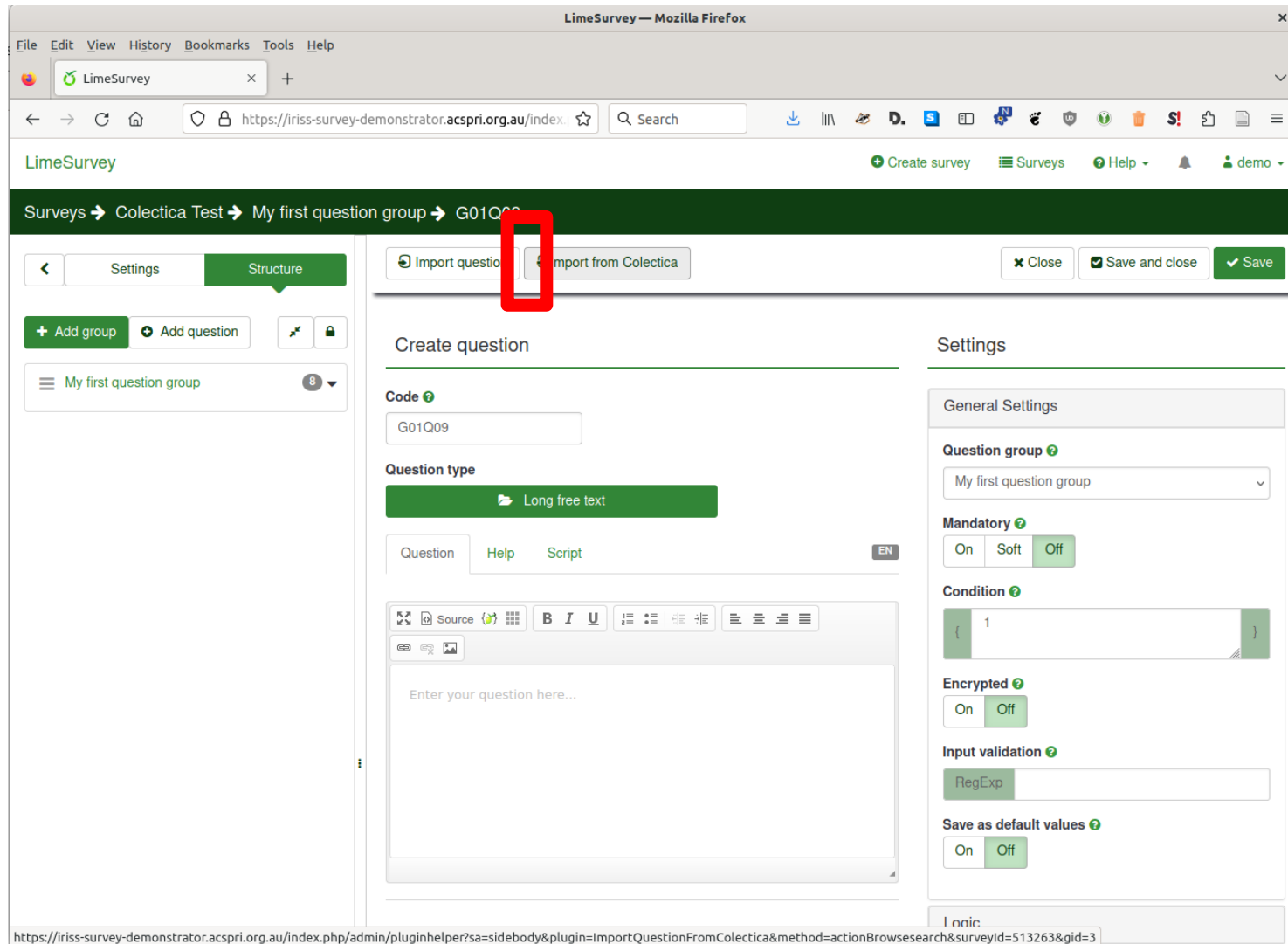
Importing a question/questions – Step 1

Once installed, users can use the familiar LimeSurvey interface to add questions to their questionnaire. In the LimeSurvey question editor (structure) page, choose to add a new question by clicking the “Add question” button.



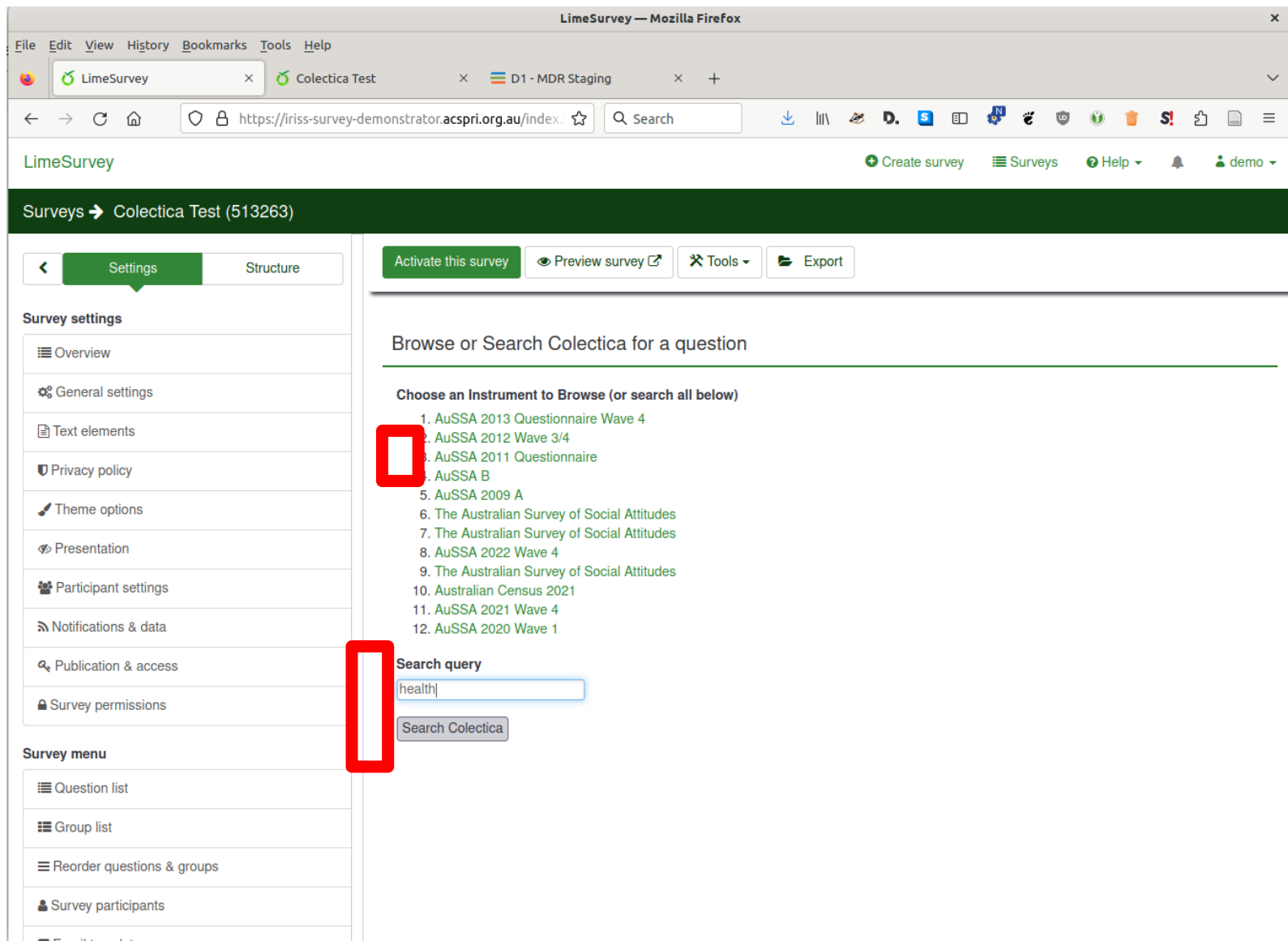
Importing – Choose Import from Colectica plugin

Next, click on the “Import from Colectica” button. If this button doesn’t appear, the plugin is not installed or configured correctly.



Importing – Browse or search

Here you have two options – either choose a questionnaire to browse the questions contained in it (1), or choose a search query and click on “Search Colectica” (2)



Importing – Selecting questions and question group

First select the question or questions you wish to import by “ctrl” clicking the questions from the selection box. Then select which LimeSurvey group you want the questions in. Then click on the “Import question(s)” button. You can follow this import process multiple times, so you could choose to import sets of questions group by group, or import all required questions into one LimeSurvey group, and then use the LimeSurvey interface to rearrange them later.

The screenshot shows the LimeSurvey web interface in a Mozilla Firefox browser. The address bar displays the URL <https://friss-survey-demonstrator.acspri.org.au/index>. The page title is "LimeSurvey". The main navigation bar includes links for "Create survey", "Surveys", "Help", and a user profile "demo". The current survey is "Colectica Test (513263)".

The left sidebar contains two main sections: "Survey settings" and "Survey menu". The "Survey settings" section includes links for Overview, General settings, Text elements, Privacy policy, Theme options, Presentation, Participant settings, Notifications & data, Publication & access, and Survey permissions. The "Survey menu" section includes links for Question list, Group list, Reorder questions & groups, and Survey participants.

The main content area is titled "Import from Colectica". It features a green button "Activate this survey", a link "Preview survey", a "Tools" dropdown, and an "Export" button. Below these, there is a link to "Return to Browse or Search Colectica for a question".

The "Select question(s) to import" section displays a list of questions from Colectica:

- [I36] - What country were you born in?
- [A3] - Is it fair or unfair that people with higher incomes can afford better health care than people with lower incomes?
- [D1] - Which of these best describes the North Pole?
- [A18_A] - you could not pay for it?

The "Destination question group:" section has a dropdown menu currently showing "My first question group (ID:3)". Below this is an "Import question(s)" button.

Importing – imported question view

Here is what the question looks like in LimeSurvey once imported. Note the “Question source URL” which is a reference to the question in the Colectica repository. Besides this source URL, the question is a regular LimeSurvey question object and can be edited / manipulated as normal in LimeSurvey.

The screenshot displays the LimeSurvey web interface in a Mozilla Firefox browser. The address bar shows the URL: <https://iriss-survey-demonstrator.acspri.org.au/index.php/questionAdministration/view?surveyid=513263&gid=3&qid=62>. The page title is "LimeSurvey — Mozilla Firefox".

The interface is divided into several sections:

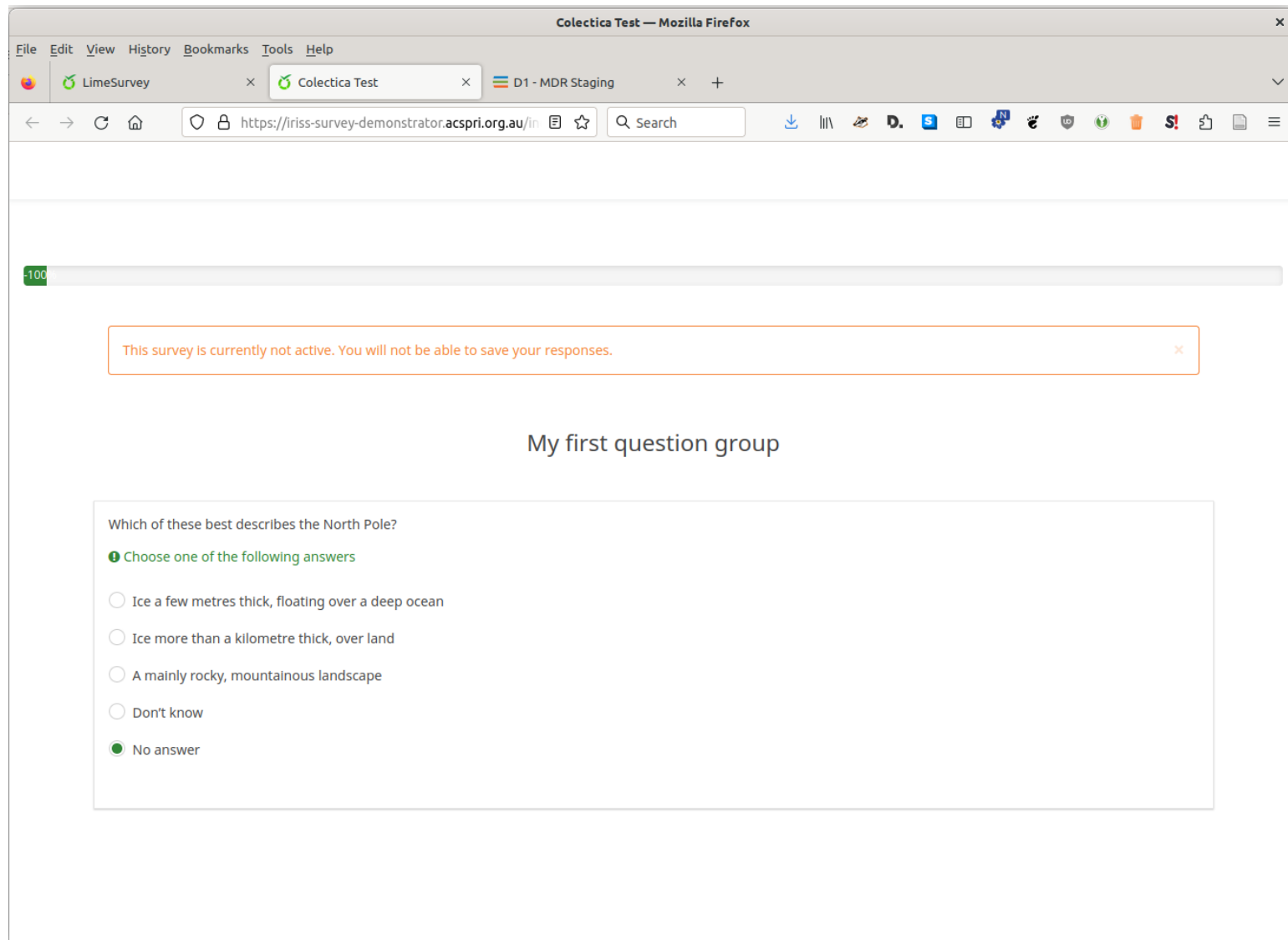
- Header:** Includes navigation links like "Create survey", "Surveys", "Help", and a user profile "demo".
- Breadcrumb:** Shows the path: "Surveys → Colectica Test → My first question group → q0r643".
- Left Sidebar:** Contains a list of questions under the group "My first question group". The selected question is "[q0r643] › Which of these b...".
- Main Content Area:**
 - Question summary:** Displays details for question q0r643 (ID: 62).
 - Question group:** (ID:3)
 - Code:** q0r643 : (Optional question)
 - Question:** Which of these best describes the North Pole?
 - Help:**
 - Type:** List (radio) (Type: L)
 - Encrypted:** No
 - Group relevance:** 1
 - Question source URL:** <https://mdr-staging.ausiriss.org.au/item/au.ada/229c7f1f-da94-49df-aef8-605282151b47>
 - Question quick actions:** Includes a button "Add new question to group".

A tooltip is visible over the selected question in the sidebar, displaying the text: "Which of these best describes the North Pole?".

The footer contains the LimeSurvey logo, a "Like it? Donate to LimeSurvey" link, and the version information: "LimeSurvey Community Edition Version 5.6.25+230605".

Importing – preview question view

Here is what the question looks like previewed as a respondent once imported.



Source URL

The source URL refers back to the Colectia repository. This shows the complete reference cycle. The source URL will become part of the questionnaire metadata in LimeSurvey, and available to export as part of the LimeSurvey metadata file.

