

Agroforestry

Where to start?

Stuart Holm



WOODLAND
TRUST

Why do you want Agroforestry



Choose your site carefully

- Good access
- Soil condition
- Prevailing weather
- Water too much/too little?
- Orientation
- Proximity to public/public access

Ground Preparation

- Subsoil
- Cultivate
- Plant – grass....other?



Varieties/species

- End market
- Product
- Interest
- Time line

A young tree with a light-colored trunk and several bare branches stands in a field of dry straw. A white label is tied to one of the branches. The background shows a clear blue sky and distant trees.

Opal Plum - St Julien A
Adams Apples www.adamsappletrees.co.uk

Type

Alley (north/south) – production


Alley (east/west) – environment

Shelter/Shade – blocks/strips


Wood pasture/parkland

Orchard style

Other?????



Alley Width
24m?



Planting width
3m?



David Rose Flintham Lane



WOODLAND
TRUST

Scale: 1:2500

Author: IJW

Date: 15/12/2015

© Crown Copyright 2015
All rights reserved. Ordnance Survey
Licence number 100017626

EWGS Map Legend

- Site boundary
- Scheme boundary
- Compartment boundary
- Sub-compartment boundary
- Sub-Compartment number
Area (hectares)
- Access point
- Paths and footpaths
- Watercourse
- Wayleave
- Operation Boundary

B
1.23ha

C
0.43ha

A
0.53ha

D
0.3ha

E
2.12ha

F
1.6ha

H
0.15ha

G
0.16ha

H
0.17ha

G
0.19ha

Area	Spacing	Species	% within block	Trees/hect	Block size	Total trees in block	Trees in block	Trees required for losses	Total tree number
A B= High canopy trees for fruit, seeds, leaves, nuts and nitrogen fixing	10x10	Sweet chestnut - named varieties	100%	200	0.53	106	106	5.3	111.3
	10x10 3x3	Sweet chestnut - named varieties	80%	200	1.23	246	197	9.84	206.64
		Wild cherry	10%	1100	1.23	1353	135	6.765	142.065
		Elm	5%	1100	1.23	1353	68	3.3825	71.0325
		Small leaved lime	5%	1100	1.23	1353	68	3.3825	71.0325
C = Stand of walnuts and heartnuts. Need good sun but will become large in time.	10x10	Walnut (mixed cultivars)	70%	200	0.43	86	60	3.01	63.21
		Heartnut	30%	200	0.43	86	26	1.29	27.09
D = Stand of pears. Separated due to size in comparison to apples and plums	5x5	Pear (mixed cultivars)	100%	400	0.3	120	120	6	126
E = Low density area of fruit trees and nitrogen fixers. Raspberry included as is a woodland edge plant.	5x5	Apple (mixed cultivars)	40%	400	2.12	848	339	16.96	356.16
		Cherry (mixed cultivars)	10%	400	2.12	848	85	4.24	89.04
		Plum (mixed cultivars)	10%	400	2.12	848	85	4.24	89.04
		Black locust	5%	400	2.12	848	42.4	2.12	44.52
		Hazel (mixed cultivars)	20%	400	2.12	848	170	8.48	178.08
		Sea buckthorn	10%	400	2.12	848	85	4.24	89.04
		Raspberry	5%	400	2.12	848	42.4	2.12	44.52
F = Higher density planting of low canopy and shrub species including native and non natives. Main area of hazel cultivars. Should form a dense backdrop for more tender species in G.	3x3	Elder	8%	1100	1.6	1760	140.8	7.04	147.84
		Rowan	6%	1100	1.6	1760	105.6	5.28	110.88
		Crab apple	6%	1100	1.6	1760	105.6	5.28	110.88
		Damson	8%	1100	1.6	1760	140.8	7.04	147.84
		Medlar	8%	1100	1.6	1760	140.8	7.04	147.84
		Hazel (mixed cultivars)	30%	1100	1.6	1760	528	26.4	554.4
		Hawthorn (mixed cultivars)	1%	1100	1.6	1760	17.6	0.88	18.48
		Hawthorn (native)	4%	1100	1.6	1760	70.4	3.52	73.92
		Dog rose	5%	1100	1.6	1760	88	4.4	92.4
		Wild service tree	6%	1100	1.6	1760	105.6	5.28	110.88
		Whitebeam	5%	1100	1.6	1760	88	4.4	92.4
		Broom	5%	1100	1.6	1760	88	4.4	92.4
		Elaeagnus umbellata	8%	1100	1.6	1760	140.8	7.04	147.84
G = Tender species which require a sheltered microclimate. Also included is siberian pea tree - nitrogen fixer and seed crop.	5x5	Almond	20%	400	0.35	140	28	1.4	29.4
		Mulberry	10%	400	0.35	140	14	0.7	14.7
		Apricot	20%	400	0.35	140	28	1.4	29.4
		Siberian pea tree	30%	400	0.35	140	42	2.1	44.1
		Quince (Cydonia oblonga)	20%	400	0.35	140	28	1.4	29.4
H = Fruit bushes to be grazed only in winter.	2.5x2.5	Currants	65%	1600	0.32	512	333	16.64	349.44
		Gooseberry	20%	1600	0.32	512	102	5.12	107.52
		Raspberry	15%	1600	0.32	512	76.8	3.84	80.64
Totals							4039.4	201.97	4241.37

Open space and rides


- Access – maintenance/cropping
- Wildlife
- Grazing
- Growing other crops



Protection

- Tube and stakes
- Spiral and canes
- Stake and tie
- Nothing



A photograph of a white wooden beehive in a grassy field at sunset. The beehive is a traditional Langstroth style, painted white with some peeling paint. It sits on a small wooden platform. The field is filled with tall, golden grass. In the background, there are trees and a bright sun low on the horizon, creating a warm, golden glow and long shadows. The overall mood is peaceful and natural.

Don't forget pollinators

WALNUTS FARM

Woodland Trust Funding/PUR

- Bespoke agro-forestry schemes
- WT adviser visit to help plan
- Help with all aspects of planning
- PUR funding of 5 euros/tree
- Poss. additional WT funding



Thank you
for listening

Not heard enough?

I can tell you more

Name Stuart Holm, Tel 0343 7705781



WOODLAND
TRUST